



# UK Aid Transparency Report Card 2012

*in partnership with*



**UKAN**  
UK Aid Network

# Contents

<b>Executive summary</b>	<b>4</b>
<b>Section 1: Introduction</b>	<b>6</b>
<b>Section 2: 2012 Aid Transparency Index results</b>	<b>8</b>
<b>Section 3: Agency profiles</b>	<b>11</b>
CDC	11
Department of Energy and Climate Change (DECC)	12
Department for International Development (DFID)	13
Foreign and Commonwealth Office (FCO)	14
Ministry of Defence (MOD)	15
<b>Section 4: The quality and usability of published IATI data</b>	<b>16</b>
CDC	16
DECC	16
DFID	17
<b>Section 5: Conclusions and recommendations</b>	<b>19</b>
<b>Acknowledgements</b>	<b>20</b>

# Acronyms

<b>AsDB:</b> Asian Development Bank	<b>GPEX:</b> Gross Public Expenditure on Development
<b>CDC:</b> CDC Group plc. (formerly Commonwealth Development Corporation)	<b>MoU:</b> Memorandum of Understanding
<b>CRS:</b> Creditor Reporting System (of the OECD-DAC)	<b>MOD:</b> Ministry of Defence
<b>DAC:</b> Development Assistance Committee (of the OECD)	<b>NGO:</b> Non-Governmental Organisation
<b>DECC:</b> Department of Energy and Climate Change	<b>OAP:</b> Open Aid Partnership
<b>DFI:</b> Development Finance Institution	<b>ODA:</b> Official Development Assistance
<b>DFID:</b> Department for International Development	<b>ODF:</b> Official Development Finance
<b>EC:</b> European Commission	<b>OECD:</b> Organisation for Economic Cooperation and Development
<b>EIB:</b> European Investment Bank	<b>OGP:</b> Open Government Partnership
<b>EU:</b> European Union	<b>OOF:</b> Other Official Flows
<b>FCO:</b> Foreign and Commonwealth Office	<b>UK:</b> United Kingdom
<b>IATI:</b> International Aid Transparency Initiative	<b>URI:</b> Uniform Resource Identifier

# Executive summary

## UK aid transparency

**The UK plays a vital role in championing aid transparency internationally**, and was among the donors that established the International Aid Transparency Initiative (IATI) in 2008 to provide a global standard for publishing aid information. In 2011, the UK's active support of aid transparency was further demonstrated by becoming the first to begin publishing to the IATI standard and in its priorities for the Busan High Level Forum on Aid Effectiveness. The UK Government's aspirations for leadership on broader government transparency were apparent in becoming a co-chair of the Open Government Partnership (OGP) in April 2012.

The Government's commitment to aid transparency is proven by the top ranking awarded to the Department for International Development (DFID) in Publish What You Fund's *2012 Aid Transparency Index*. Furthermore, aid transparency and publication to the IATI Registry is **no longer a purely DFID-focused agenda**; as stated in the UK's OGP National Action Plan, other departments such as the Department of Energy and Climate Change (DECC), the Foreign and Commonwealth Office (FCO) and the Ministry of Defence (MOD) must also publish aid information.<sup>1</sup> This paper draws on the findings of the *2012 Aid Transparency Index* to explore the state of the UK's aid transparency across four UK Government departments and the UK's development finance institution, CDC, and asks how embedded this transparency agenda is beyond DFID.

Table 1: Aid Transparency Index UK results

	Score 2012	Score 2011	Ranking 2012 (out of 72)	Ranking 2011 (out of 58)
DFID	91.2%	63%	1	5
DECC	49.6%		28	
MOD	26.1%		51	
CDC	22.5%	12%	58	47
FCO	21.3%		60	

## 2012 Aid Transparency Index

The *2012 Aid Transparency Index* monitored the transparency of 72 aid organisations in order to track progress and encourage further transparency and to hold the organisations to account.<sup>2</sup> The performance of the UK agencies is shown in table 1.

The agencies **ranged widely in performance**, with an unweighted **mean score of 42.1%**. This is marginally higher than the average score of all 72 organisations assessed, which was 41.3%. **DFID received the highest score (91.2%) out of all 72 organisations** – placing it in the "good" category. The other UK agencies were placed in the categories of "moderate" (DECC) and "poor" (CDC, FCO and MOD), the latter three scoring similarly to equivalent French, German and U.S. departments and DFIs.

Overall UK aid and development flows have a good level of transparency at organisation level but, with the exception of DFID, transparency at country and activity level is weak. A common problem is that only aggregate figures are published, meaning that activity level data is unavailable.

## Progress to date

**Both of the UK agencies that were assessed in 2011 – CDC and DFID – improved significantly on their 2011 scores.** DECC and CDC should be congratulated on beginning to publish to the IATI Registry in September 2012 and both are likely to receive higher scores in the future.

Whilst DFID is delivering on its ambitious transparency commitments, **other agencies are lagging behind and have a long way to go to make their aid more transparent.** Neither CDC nor the FCO scored on country level indicators, showing that attention must be paid to disaggregating data further to enable publication of data at country and activity level if agencies are to improve their scores. This paper offers agency-specific recommendations to help improve transparency.

<sup>1</sup> See UK OGP Action Plan, Section 2, p.7: <http://www.opengovpartnership.org/countries/united-kingdom>

<sup>2</sup> The 2012 Index included bilateral and multilateral agencies, climate finance funds, humanitarian agencies, development finance institutions and private foundations.

### Quality and usability of IATI data published

DFID pioneered the publication of data to the IATI Registry and now publishes increasingly high quality and relatively comprehensive datasets. DFID's flows cannot yet be traced down to delivery level. However, the department is working on geo-coding data and providing names of implementing partners to make it possible to trace the flows from donor to implementation level.

DECC manages a relatively small part of UK ODA, which is presented thematically rather than by country. However, the data published to the IATI Registry is good quality, and includes project documentation. In contrast, the data published to the IATI Registry by CDC currently adds minimal value as it only contains aggregate amounts invested in each country and sector, and is not disaggregated even to the level of the individual fund in which CDC invests, let alone the ultimate beneficiary businesses.

### Conclusions and recommendations

The UK has made significant progress in increasing aid transparency and **a cultural shift appears to be taking place even in the traditionally less transparent agencies**. Despite the UK Government's commitment to open data and transparency, beyond DFID there remains a lot of aid data that is only partially available, is held in different locations and formats, is difficult to access, or is not published at all.

DFID is leading the way in aid transparency, yet if the UK Government is to be well positioned to deliver on its Busan aid transparency commitment of full implementation by December 2015, then there must be a shift towards publishing, including FCO and MOD aid data.<sup>3</sup> Specific recommendations that each agency should prioritise include:

- **CDC** should comprehensively publish investments in a more accessible and systematic format on the CDC website. CDC should seek to publish information on the specific funds that it is investing in. It should also include greater information disclosure on investee businesses in the contracts it signs with fund managers, and include sub-national location, planned and actual dates, impact appraisals, objectives and conditions.
- **DECC** should improve accessibility of aid information on its website to direct readers more easily to the detailed business cases and case studies. The inclusion of more sub-national location details would make the department's activities more transparent. It should pilot the publication of climate finance to the IATI standard, work to automate publication and improve traceability.
- **DFID** should continue to improve the quality of the data published, pilot initiatives such as geo-coding and the forthcoming IATI "budget identifier" and share lessons learned with other agencies to help provide a complete picture of UK development spending.<sup>4</sup> One important aspect of increasing the traceability of aid is ensuring that all DFID partners, including commercial contractors, also publish to the IATI Registry.
- **FCO** should publish an IATI implementation schedule and begin publishing what it can and improve this progressively. The FCO could learn from DFID's experience – and that of other foreign ministries who are publishing to IATI – in making data accessible on its website.
- **MOD** should adopt a more transparent approach to its development activities, publish an IATI implementation schedule and begin implementation of IATI. For information not currently collected in a format that can be easily published, MOD should work to improve its internal data collection systems to ensure that this information can be published in the future. The MOD could work with DFID on making its aid information accessible on its website.

3 See [www.publishwhatyoufund.org/updates/news/aid-transparency-busan-outcome-document](http://www.publishwhatyoufund.org/updates/news/aid-transparency-busan-outcome-document)

4 The proposed "budget identifier" would apply a common indexing code for aid activities, aimed to map aid flows directly onto partner country budgets, thereby contributing to the use of IATI data at country level.

# Section 1: Introduction

The Department for International Development (DFID) has led the way globally in championing aid transparency and has pioneered the publication of its own aid information to the International Aid Transparency Initiative (IATI) standard. However, DFID is not the only UK agency administering UK aid; how do these other agencies compare with respect to aid transparency?

This report presents a comparative analysis of the transparency, availability and quality of UK aid information published by five UK Government bodies that channel the UK's Official Development Assistance (ODA), Other Official Flows (OOF) and other UK flows that have a developmental impact, such as climate finance and development activities conducted by the military.<sup>5</sup> In 2011/12, 89% of UK ODA was channelled through DFID and the remainder was delivered through a variety of departments and agencies.<sup>6</sup>

In addition to DFID, CDC (the UK's development finance institution), the Foreign and Commonwealth Office (FCO), the Ministry of Defence (MOD) and the Department of Energy and Climate Change (DECC) were selected for the *2012 Aid Transparency Index*, based on the volume of aid they spend and relative engagement in the transparency agenda in their roles as actors in international development. The analysis in this report is based on the results of Publish What You Fund's *2012 Aid Transparency Index* and additional research and interviews with representatives from each agency.<sup>7</sup> The report aims to inform ministers, civil servants, parliamentarians, members of the Development Assistance Committee (DAC) of the OECD, IATI members and other actors working on the aid effectiveness and transparency agenda, as well as providing practical feedback to organisations on improving the quality of their data.

The Aid Transparency Index was developed in order to assess the state of donors' aid transparency in a disaggregated way and monitor progress over time.<sup>8</sup> Donors were surveyed using aid transparency indicators at three levels: at the organisation level, country level (for each agency's largest recipient country), and at the activity (project) level. **Donors only received points where current information was published systematically and consistently.**<sup>9</sup>

## The state of aid transparency: the international policy environment

Over the past decade, aid transparency has gradually moved higher up the international development agenda and has been driven by concerted political pressure. According to the Paris Declaration on Aid Effectiveness, for aid to be more effective, it needs to be more predictable, coordinated between donors, managed for results and aligned to recipient country plans and systems. To achieve this, **the information has to be shared between all parties involved in the delivery of aid in a timely, comprehensive, comparable and accessible way.**<sup>10</sup>

Despite the recognition that aid transparency is essential for meaningful policy planning, decision making and learning – in addition to the public commitments donors have made to make their aid more transparent – levels of progress in implementing aid transparency have been disappointing. Aid information is only partially available and the information that is published is patchy and difficult to use in a meaningful way, as it is held in different locations and formats.

At the Accra High-Level Forum on Aid Effectiveness in 2008, donors committed to make aid more transparent.<sup>11</sup> In response, a group of 14 donors, including the UK, launched IATI as a multi-stakeholder initiative to provide a practical approach for implementing a common standard for publishing aid information. The emergence of a **comprehensive and workable data standard** made it possible to turn rhetoric into reality. IATI now has 35 donor signatories committed to publishing to its common standard.<sup>12</sup> These donors account for over 76% of Official Development Finance (ODF).<sup>13</sup>

The fourth High-Level Forum on Aid Effectiveness was held in Busan at the end of 2011 and marked a turning point for aid transparency. Following the successful "Make Aid Transparent" campaign, led by Publish What You Fund and supported by 105 NGOs, including many from the UK, the **agreement reached in Busan**<sup>14</sup> included **time-bound commitments** for donors to produce schedules for implementing a common standard framework on transparency that incorporates the whole of IATI, along

5 ODA and OOF are OECD-DAC definitions of official development-related finance, conforming to strict criteria regarding concessionality and the development status of recipients. There is a lack of clarity around other activities that either have a partial impact on foreign economic and social development or are delivered by the armed forces, such as in conflict-affected and fragile states.

6 In 2011/12 only 1.9% of DFID spend was non-ODA. *Statistics on International Development 2007/8–2011/12*, DFID, October 2011, p.3.

7 For more on the *2012 Aid Transparency Index*, visit: [www.publishwhatyoufund.org/index/2012-index/](http://www.publishwhatyoufund.org/index/2012-index/). The list of representatives interviewed for this report is provided in the acknowledgements.

8 For a detailed discussion of the 2012 Index methodology that forms the basis of this report, see Section 1 and Annex 1 of the Index: [www.publishwhatyoufund.org/files/2012-Aid-Transparency-Index\\_web-singles.pdf](http://www.publishwhatyoufund.org/files/2012-Aid-Transparency-Index_web-singles.pdf)

9 "Current" was defined as published within the 12 months immediately prior to the data collection period (1 May–31 July 2012), so information published on 1 May 2011 or later was accepted as current.

10 See OECD Rome and Paris Declarations on Aid Effectiveness (2003 and 2005) as well as OECD 2006, 2008 and 2011 Paris Monitoring Surveys and the 2011 evaluation 'Aid Effectiveness in 2005–10: Progress in implementing the Paris Declaration'. All documents are available on the OECD website: [www.oecd.org/dac/aideffectiveness/](http://www.oecd.org/dac/aideffectiveness/)

11 The Accra Agenda for Action, OECD, 2008, §24a: [www.oecd.org/dataoecd/11/41/34428351.pdf](http://www.oecd.org/dataoecd/11/41/34428351.pdf)

12 The full list of donor signatories and partner country endorsers is available on the IATI website: [www.aidtransparency.net/about/whos-involved](http://www.aidtransparency.net/about/whos-involved)

13 Average of 2009 and 2010 commitments for combined ODA and Other Official Flows (OOF), as reported to the OECD-DAC Creditor Reporting System (CRS).

14 These commitments are detailed in the Busan Partnership for Effective development Cooperation: <http://www.aideffectiveness.org/busanhlf4/en/component/content/article/698.html>

with the OECD-DAC's Creditor Reporting System (CRS) and Forward Spending Survey.<sup>15</sup> IATI achieved high-level political endorsement in Busan, where prominent donors such as the U.S. announced that they would sign IATI.

2011 also saw the launch of the Open Government Partnership (OGP), a multilateral initiative co-founded by the UK. OGP aims to secure concrete commitments from governments to empower citizens, fight corruption and promote transparency and accountability in government, including aid transparency.<sup>16</sup> OGP was officially launched in September 2011, and at the same time the UK announced its country action plan (see below for details).

### The UK's commitment to transparency

The drive for **transparency has cross-party support in the UK**; the then Foreign Secretary Douglas Alexander championed IATI in Accra in 2008. Former Secretary of State for International Development Andrew Mitchell pursued transparency as a key priority and has left a legacy of greater transparency of UK aid. In 2010, Prime Minister David Cameron announced that he wanted the UK "...to be the most open and transparent government in the world".<sup>17</sup> The Government introduced an Aid Transparency Guarantee in June 2010, which committed DFID to making aid fully transparent to citizens both in the UK and in recipient countries.<sup>18</sup>

Since then, the UK has taken a number of actions, including establishing the Public Sector Transparency Board, which is chaired by the Minister for the Cabinet Office, and setting up [www.data.gov.uk](http://www.data.gov.uk) with the aim of making the UK the most transparent government. Aspiring to a **whole-of-government approach to aid transparency**, the UK's OGP National Action Plan set out the following in September 2011:

*"We will publish aid information from all government departments who spend overseas development assistance (ODA) in line with the International Aid Transparency Initiative (IATI) standards, extending coverage to other departments in addition to the Department for International Development. Within 12 months, we will have agreed a clear timetable for publication of aid information with relevant departments."*<sup>19</sup>

**Cabinet Office has yet to produce this timetable**, though several departments are working on IATI implementation schedules and DECC has begun publishing to the IATI Registry.

Other measures outlined in the Action Plan include the use of OGP eligibility criteria and datasets to inform decisions about whether to provide budget support; and the use of funds earmarked for strengthening local accountability to support OGP-related goals in developing countries. The Action Plan is silent on transparency around natural resource revenues in developing countries.

The UK's efforts go considerably further than the European Union's Transparency Guarantee, which commits all EU donors to: *"Publicly disclose information on aid volume and allocation, ensuring that data is internationally comparable and can be easily accessed, shared and published."*<sup>20</sup>

On the first anniversary of the OGP in September 2012, the UK became lead co-chair, with Indonesia as the junior partner. To accompany the OGP National Action Plan, all **UK government departments published their own Open Data Strategy in June 2012**. The departments' strategies vary dramatically, reflecting their different levels of progress in opening up their data, decision-making and systems.<sup>21</sup> The following section analyses the performance of selected UK agencies in increasing the transparency of their development expenditure (including ODA, OOF and other flows that have a developmental impact).

15 The Busan agreement requires all donors to produce implementation schedules for this common standard by December 2012, with full implementation expected to be achieved by December 2015.

16 [www.opengovpartnership.org](http://www.opengovpartnership.org)

17 See UK OGP Action Plan, p1: [www.opengovpartnership.org/countries/united-kingdom](http://www.opengovpartnership.org/countries/united-kingdom)

18 [www.dfid.gov.uk/ukaid-guarantee](http://www.dfid.gov.uk/ukaid-guarantee)

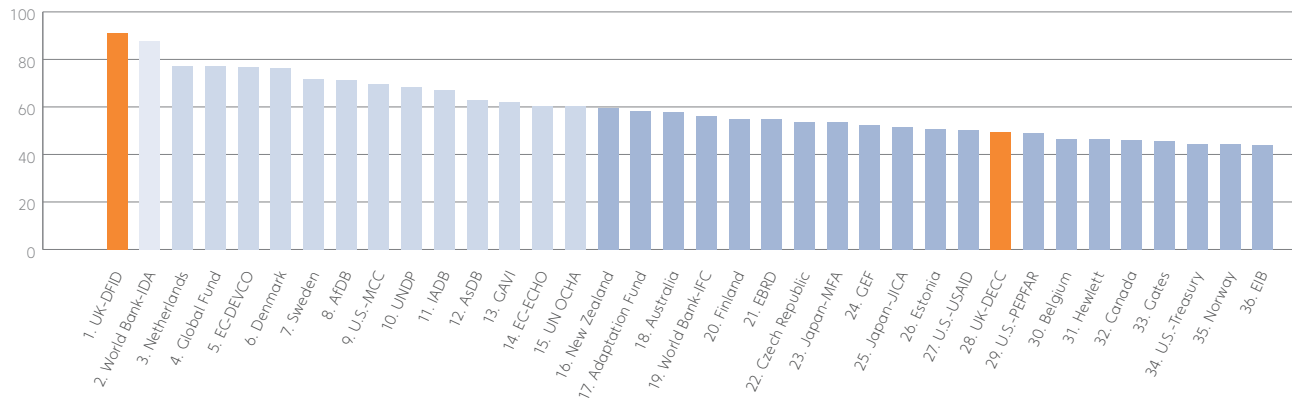
19 See UK OGP Action Plan, Section 2, p.7: [www.opengovpartnership.org/countries/united-kingdom](http://www.opengovpartnership.org/countries/united-kingdom)

20 EU Transparency Guarantee: [http://ec.europa.eu/europeaid/how/accountability/iati\\_en.htm#guarantee](http://ec.europa.eu/europeaid/how/accountability/iati_en.htm#guarantee)

21 See Section 3 – agency profiles – for details on departmental open data strategies.

## Section 2: 2012 Aid Transparency Index results

Chart 1: Overall ranking of donors in 2012 Aid Transparency Index



### Transparency of UK aid overall

The 2012 Aid Transparency Index assessed the level of transparency of four UK Government departments and the UK's development finance institution, CDC. DFID received the highest score (91.2%) out of all 72 organisations included in the Index – and was one of only two agencies worldwide to obtain a score of over 80%, placing them in the "good" category. The other UK agencies were placed in the categories of "moderate" (DECC) and "poor" (MOD, CDC and FCO).<sup>22</sup> No UK agency was placed in the "very poor" category, primarily because of strong performance at the organisation level, perhaps reflecting the relatively strong norms of financial accountability and audit in the UK.

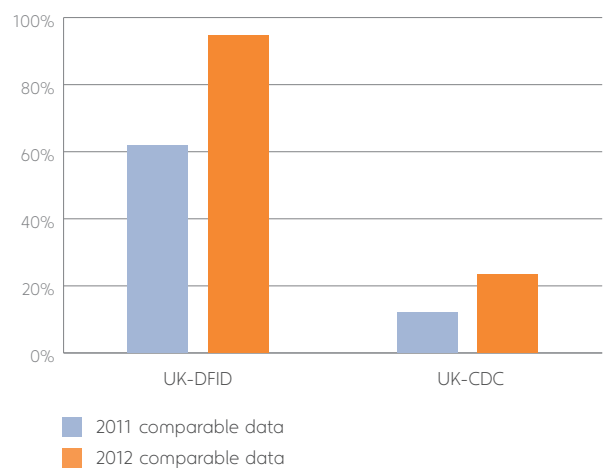
As a group, the unweighted mean score for UK agencies overall was 42.1%. This is marginally higher than the average score of all 72 organisations assessed, which was 41.3%. It is clear that DFID pulled up the average score for the other UK agencies, which scored much lower. Overall, **DECC scored 49.6% which was consistent with the average score of the three climate finance institutions assessed.**<sup>23</sup> CDC ranks 7th amongst the development finance institutions (DFIs) assessed, scoring below the DFI average for all three levels. It scored 22.5% overall, ranking in the "poor" category; but it improved by 11.1 percentage points on its 2011 score, a substantive increase in transparency. The MOD scored 26.1% overall and was assessed to publish no activity level data systematically. The FCO performed poorly, ranking last out of the five UK agencies with a score of 21.3%.

DFID was the first organisation to publish to the IATI Registry in 2011 and is now republishing monthly. At the time

of data collection for the 2012 Index, DFID was the only UK agency that had published to IATI, however CDC and DECC started publishing to the Registry in September 2012.

Only two UK agencies have been surveyed in both 2011 and 2012 – DFID and CDC. Both have shown improvement (see chart 2). DFID increased its score by 33 percentage points, whilst CDC increased by 11.1 percentage points, both significant improvements.<sup>24</sup>

Chart 2: Improvement in the transparency of UK agencies



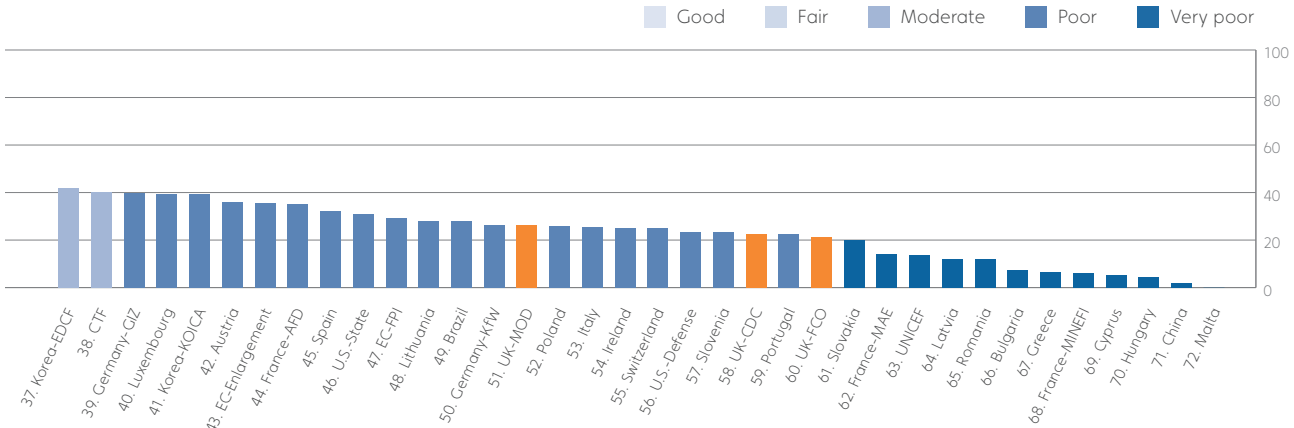
**In line with global trends, UK agencies scored best in publishing organisation level data,** rather than data at the country or activity levels. The average organisation level score for UK agencies was much higher than the overall average, at 71.1% and 53.4% respectively. DFID

<sup>22</sup> The five categories are as follows: scores of 0–19%, "very poor"; 20–39%, "poor"; 40–59%, "moderate"; 60–79%, "fair"; and 80–100%, "good".

<sup>23</sup> The three climate finance institutions included in the 2012 Index were the Adaptation Fund (ranked 17th), the Clean Technology Fund (38th) and the Global Environment Facility (24th).

<sup>24</sup> Because of modest methodological adjustments in 2012, the comparison is made on like-for-like indicators. See [www.publishwhatyoufund.org/index/2012-index/data/](http://www.publishwhatyoufund.org/index/2012-index/data/) for a detailed explanation.



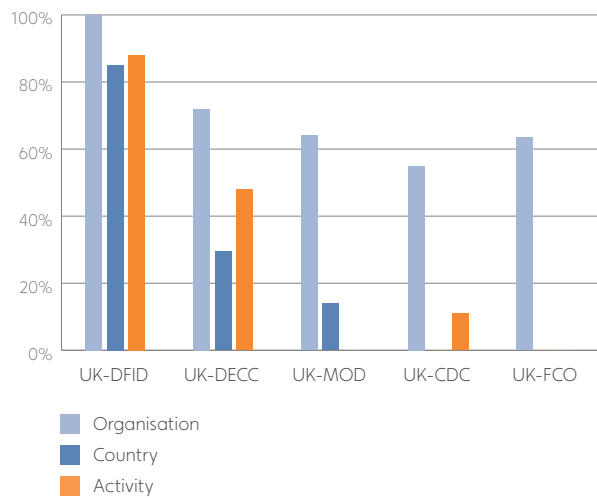


was the only UK agency to score above average at country level, leaving the unweighted UK average score at this level – 25.7% – trailing behind the overall average score at this level (35.3%).

Although both DFID and DECC scored above the overall average at activity level, the other UK agencies' scores were low, bringing the unweighted UK average to 29.6% which is below the overall average at activity level.

**Neither the FCO nor the MOD scored on activity level data.** It is particularly noticeable that the three agencies that perform poorly (CDC, FCO and MOD) publish little or no information systematically at the country or activity levels, as shown in chart 3.

Chart 3: Transparency of UK agencies by information level

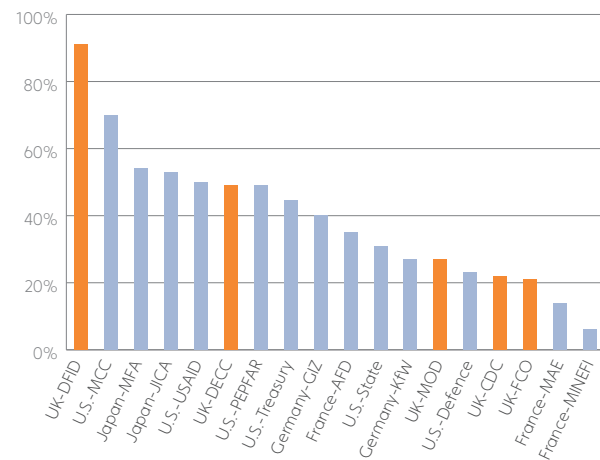


Data for only four indicators is published systematically by all five UK agencies surveyed; these are all organisation level indicators (strategy, annual report, procurement policy and audit). About three-quarters of indicators are published by fewer than half of UK agencies. Four indicators were not published by any UK organisations.<sup>25</sup>

**How does the UK compare with other large donors?**

To understand the UK's performance in the context of other large donors, chart 4 looks at the separate agencies of all large bilaterals spending over USD 5bn annually.<sup>26</sup> DFID has a considerable lead, with MOD, CDC and FCO ranking near the bottom. The latter three organisations scored similarly to equivalent French, German and U.S. departments and DFIs.

Chart 4: Transparency of large bilaterals



25 MoUs, sub-national location, conditions and budget identifier. DFID publishes MoUs with some of its recipient countries but not India, which is its largest recipient.

26 Donor countries that disbursed over USD 5bn in 2010, according to aggregate CRS figures – Japan, Germany, France, UK and U.S.



### How transparent is the UK Government's non-DFID development expenditure?

The UK is an active supporter of aid transparency globally, as demonstrated in its approach to Busan and affirmed in its OGP National Action Plan. The 2012 Index reveals that DFID is the most transparent donor among all donor agencies assessed in 2012 and one of only two organisations to achieve a "good" score (along with the World Bank).

In 2011, the UK Gross Public Expenditure on Development (GPEX) was £8,949.59 million – a decrease of £57 million from 2010/11. Non-DFID spending on development was £1,267 million in 2011/12, approximately 14% of UK GPEX.<sup>27</sup>

As shown in table 2, ODA is not the only spending on aid and development. The UK Government has other expenditure that has a developmental impact, such as Other Official Flows (OOF).<sup>28</sup> In 2011, net OOF amounted to £-25 million and the total of other flows (ODA + OOF) was £8,604 million.<sup>29</sup> Other flows (non-ODA and non-OOF) were £346 million, approximately 4% of GPEX in 2011. The breakdown of the UK's aid expenditure, in terms of OOF, ODA and other flows are published in DFID's annual Statistics on International Development report and the OECD-DAC database. Further information on allocation and flow types are published by CDC, DECC and DFID.

**However, information about non-ODA flows as a percentage of total development spending by the FCO and MOD is not accessible.**

Table 2: UK ODA in 2011/12<sup>30</sup>

£ millions	DFID	Non-DFID	Total UK
2011/12 GPEX	7,682.19	1,267.40	8,949.59
<i>of which</i>			
Bilateral non ODA	5	–	–
Multilateral non ODA	137.89	59.33	197.22
Adjustments for Net/ Gross flows	–	204.83	204.83
2011/12 ODA	7,539.3	906.89	8,446.19

27 DFID, *Statistics*, p.19.

28 OOF is defined by the OECD as "Transactions by the official sector with countries on the DAC List of ODA Recipients which do not meet the conditions for eligibility as Official Development Assistance, either because they are not primarily aimed at development, or because they have a grant element of less than 25 per cent."

29 DFID, *Statistics*, p.23.

30 DFID, *Statistics*, p.3.

# Section 3: Agency profiles

## CDC

Organisation	Country	Activity
FOIA ✓ IATI ✓ Strategy ✓ Annual report ✓ Allocation policy ✓ Total budget ✗ Disaggregated budget ✗ Procurement policy ✗ Tenders ✗ Audit ✗ Database ✗	Strategy ✗ Budget ✗ MoU ✗ Evaluations ✗ Results ✗ All current activities ✗ Database ✗	Implementer ✗ Collaboration type ✗ Flow type ✗ Aid type ✗ Finance type ✗ Unique ID ✗ Title ✓ Description ✗ Sectors ✗ Sub-national location ✗ Planned dates ✗ Actual dates ✗ Tied aid status ✗ Overall cost ✗ Planned expenditures ✗ Actual expenditures ✗ Current status ✗ Contract details ✗ Impact appraisals ✗ Objectives ✗ Conditions ✗ Budget docs ✗ Contracts ✗ Design docs ✗ Budget ID ✗

**POOR**

#58 out of 72    22.5% overall score

↑ compared to 2011 indicators

**IATI score<sup>31</sup>: 1**  
 Publishing to IATI  
 – has begun publishing current data to the IATI Registry.

Signed IATI: **November 2011**

Format of data: **Web Page**

### Commitment to transparency

CDC “aims to adhere to high standards of transparency and openness, subject to the constraints of commercial confidentiality and the Data Protection Act” and publishes its disclosure policy.<sup>32</sup> In 2012 CDC became the first bilateral DFI to sign up to IATI.<sup>33</sup> It began publishing aggregate information to the IATI Registry in September 2012, and has committed to publishing annually within six months of year-end. CDC states that some information cannot be disclosed as it would breach contractual and commercial confidentiality agreements.

### Progress

CDC improved by 11.1 percentage points on its 2011 score, which was largely due to increases in organisation level material being made available; CDC still does not score on country level indicators.

This is partly due to the difficulty that CDC faces in conforming to the IATI format, given the nature of the organisation and its unwillingness to publish certain details about individual investments due to commercial confidentiality and contractual obligations with fund managers.

CDC was working on publishing to the IATI Registry during the data collection period but was unable to complete this in time to be reflected in the 2012 Index. Instead, CDC published data tables that have since been converted into the IATI format and published to the IATI Registry. The data published by CDC consists of annually aggregated figures that do not provide information on actual projects (even the amount invested in each fund), which means that the data is of very limited use. CDC does not score in the Index for publishing this information. CDC publishes little activity level data systematically, though more detailed information is provided for a few projects, published as case studies. It lists fund commitments and current valuations on its website. CDC is working on making more information available, useful and accessible, for example on the investment process and the type of development flows. In addition, CDC is interested in seeing more web applications that improve the interface and accessibility of IATI data, and is exploring the possibility of holding a workshop to share knowledge and experience of the IATI process with other DFIs.

### Challenges and recommendations

CDC does face some conceptual challenges in mapping its data to IATI but these can be overcome: an IATI “Activity” can be seen as the relationship between CDC and one fund. CDC should work alongside other DFIs and IATI to develop guidance on how IATI could be applied to private sector investments. CDC’s investment in each fund should be published as soon as possible after the investment has been made. The fund itself should then be required to publish its own investments in individual businesses in the IATI format (represented in a separate IATI Activity), taking care to refer back to the original CDC investment in the fund (its “IATI Identifier”), in order to ensure that funds can be traced through the system.

More detailed information is needed on CDC’s flows: first, which funds it invests in, when and how much; second, which businesses those funds invest in. **In terms of the first step, CDC should make information more granular by publishing specific information on the transactions between itself and the funds it invests in.** CDC should require all funds to publish information about which businesses they then invest in, including an obligation of disclosure into all future contracts with funds. Any funds that refuse to include this clause should not be invested in.

31 This score reflects the situation during the data collection period - CDC began publishing in October 2012.

32 CDC Group Annual Review, 2011, p.31: [www.cdcgroup.com/uploads/cdcannualreview2012.pdf](http://www.cdcgroup.com/uploads/cdcannualreview2012.pdf)

33 The non-departmental CDC is not obligated to publish an Open Data Strategy in line with the UK Open Data command paper: <http://www.cabinetoffice.gov.uk/content/open-data-white-paper-and-departmental-open-data-strategies>.

## Department of Energy and Climate Change (DECC)

Organisation	Country	Activity
<input checked="" type="checkbox"/> FOIA <input checked="" type="checkbox"/> IATI <input checked="" type="checkbox"/> Strategy <input checked="" type="checkbox"/> Annual report <input checked="" type="checkbox"/> Allocation policy <input checked="" type="checkbox"/> Total budget <input checked="" type="checkbox"/> Disaggregated budget <input checked="" type="checkbox"/> Procurement policy <input checked="" type="checkbox"/> Tenders <input checked="" type="checkbox"/> Audit <input checked="" type="checkbox"/> Database	<input checked="" type="checkbox"/> Strategy <input checked="" type="checkbox"/> Budget <input checked="" type="checkbox"/> MoU <input checked="" type="checkbox"/> Evaluations <input checked="" type="checkbox"/> Results <input checked="" type="checkbox"/> All current activities <input checked="" type="checkbox"/> Database	<input checked="" type="checkbox"/> Implementer <input checked="" type="checkbox"/> Collaboration type <input checked="" type="checkbox"/> Flow type <input checked="" type="checkbox"/> Aid type <input checked="" type="checkbox"/> Finance type <input checked="" type="checkbox"/> Unique ID <input checked="" type="checkbox"/> Title <input checked="" type="checkbox"/> Description <input checked="" type="checkbox"/> Sectors <input checked="" type="checkbox"/> Sub-national location <input checked="" type="checkbox"/> Planned dates <input checked="" type="checkbox"/> Actual dates <input checked="" type="checkbox"/> Tied aid status <input checked="" type="checkbox"/> Overall cost <input checked="" type="checkbox"/> Planned expenditures <input checked="" type="checkbox"/> Actual expenditures <input checked="" type="checkbox"/> Current status <input checked="" type="checkbox"/> Contact details <input checked="" type="checkbox"/> Impact appraisals <input checked="" type="checkbox"/> Objectives <input checked="" type="checkbox"/> Conditions <input checked="" type="checkbox"/> Budget docs <input checked="" type="checkbox"/> Contracts <input checked="" type="checkbox"/> Design docs <input checked="" type="checkbox"/> Budget ID

### MODERATE

#28 out of 72 49.6% overall score

! New organisation in 2012 Index

IATI score<sup>34</sup>: 1

Publishing to IATI  
– has begun publishing current data to the IATI Registry.

Signed IATI: **September 2008**

Format of data: **Web Page**

### Commitment to transparency

DECC published its Open Data Strategy in May 2012 and, whilst committing to “review the case for making underlying datasets available where the data would not breach the privacy of individuals”, there was no specific mention of ODA, aid or IATI, perhaps because DECC manages a relatively small aid budget.<sup>35</sup> Despite this omission, **DECC should be congratulated for publishing to the IATI Registry in October 2012** and releasing an IATI implementation schedule.

DECC welcomed the increased accountability and transparency, and has stated that publishing to the IATI Registry also sets a good example to other donor countries. DECC also expressed willingness to participate in open data sharing to learn from other donors. DECC recognises that publication to IATI makes the data more comparable, but also more useful

in coordinating with other donors to identify gaps, avoid overlap and work in a joined up approach. DECC’s Open Data Strategy reported that it is exploring how “data hacks” could make more use of the accessible data.

### Progress

For an organisation with a relatively small aid mandate, DECC performed well in the Index. Although it had not published to IATI during the data collection period, data that covers the International Climate Fund – accounting for over 95% of its ODA flows – was subsequently made available on the IATI Registry in September 2012, demonstrating DECC’s commitment to improving its transparency. DECC plans to refresh its Registry data quarterly and publish details of projects as and when they are approved, and results of current projects as soon as they become available.

### Challenges

DECC’s next goal is to improve the presentation of the International Climate Fund data hosted on its website. It stated that it intended to make data more accessible on the website by the end of November 2012. It also plans to publish more case studies and update the website in the run up to the climate negotiations at COP 18 in Doha in November 2012.

It was difficult for DECC to score highly at the country level in the Index because it does not currently structure its work by country, and instead operates a strategy across countries.<sup>36</sup> DECC does not plan

on changing the strategy for allocating funding, stating that it would not be an efficient use of resources. It also does not plan to publish more details on how development banks spend each allocation due to the challenges it would face in disaggregating data further.

As well as conceptual challenges regarding the type of data that DECC handles, it also experienced problems in the technical dimension of publication to IATI, as the tool used for uploading data was reportedly slow and more challenging than anticipated. DECC also suggested that having an IATI template would have made publication easier than using coding.

### Recommendations

As the International Climate Fund comes on stream, DECC should work to improve the quality and quantity of data published to IATI. DECC should publish more detailed transactional data, encouraging the organisations it funds to also report to IATI and link these projects back to DECC’s publication to ensure traceability through the funding chain. It should continue to build IATI compatibility into project management systems and automate publication out of these systems. Finally, **DECC should work with other providers of climate finance to develop a climate finance extension to IATI**. This will help to ensure that the standard adequately represents climate finance and that transparency lessons learned by the development community are effectively shared with the climate change community.

34 This score reflects the situation during the data collection period - DECC began publishing in October 2012..

35 DECC’s aid budget was £144 million in 2011/12. *Statistics on International Development 2007/8-2010/12*, DFID, October 2011, p.19.

36 International Climate Fund Implementation Plan 2011/12 – 2014/15: [www.decc.gov.uk/assets/decc/11/tackling-climate-change/international-climate-change/3390-international-climate-fund-implementation-plan-201.pdf](http://www.decc.gov.uk/assets/decc/11/tackling-climate-change/international-climate-change/3390-international-climate-fund-implementation-plan-201.pdf)

## Department for International Development (DFID)

Organisation	Country	Activity
<input checked="" type="checkbox"/> FOIA <input checked="" type="checkbox"/> IATI <input checked="" type="checkbox"/> Strategy <input checked="" type="checkbox"/> Annual report <input checked="" type="checkbox"/> Allocation policy <input checked="" type="checkbox"/> Total budget <input checked="" type="checkbox"/> Disaggregated budget <input checked="" type="checkbox"/> Procurement policy <input checked="" type="checkbox"/> Tenders <input checked="" type="checkbox"/> Audit <input checked="" type="checkbox"/> Database	<input checked="" type="checkbox"/> Strategy <input checked="" type="checkbox"/> Budget <input checked="" type="checkbox"/> MoU <input checked="" type="checkbox"/> Evaluations <input checked="" type="checkbox"/> Results <input checked="" type="checkbox"/> All current activities <input checked="" type="checkbox"/> Database	<input checked="" type="checkbox"/> Implementer <input checked="" type="checkbox"/> Collaboration type <input checked="" type="checkbox"/> Flow type <input checked="" type="checkbox"/> Aid type <input checked="" type="checkbox"/> Finance type <input checked="" type="checkbox"/> Unique ID <input checked="" type="checkbox"/> Title <input checked="" type="checkbox"/> Description <input checked="" type="checkbox"/> Sectors <input checked="" type="checkbox"/> Sub-national location <input checked="" type="checkbox"/> Planned dates <input checked="" type="checkbox"/> Actual dates <input checked="" type="checkbox"/> Tied aid status <input checked="" type="checkbox"/> Overall cost <input checked="" type="checkbox"/> Planned expenditures <input checked="" type="checkbox"/> Actual expenditures <input checked="" type="checkbox"/> Current status <input checked="" type="checkbox"/> Contract details <input checked="" type="checkbox"/> Impact appraisals <input checked="" type="checkbox"/> Objectives <input checked="" type="checkbox"/> Conditions <input checked="" type="checkbox"/> Budget docs <input checked="" type="checkbox"/> Contracts <input checked="" type="checkbox"/> Design docs <input checked="" type="checkbox"/> Budget ID

**GOOD**

#1 out of 72 | 91.2% overall score

↑ compared to 2011 indicators

**IATI score: 3**  
Publishing to IATI  
– has begun publishing current data to the IATI Registry.

Signed IATI: **September 2008**

Format of data: **IATI & Web Page**

### Commitment to transparency

DFID led the way internationally in publishing to the IATI Registry and is the only UK department to refer in its Open Data Strategy to the Government's commitment to publish to the IATI standard. The Strategy sets out a progressive plan for driving reform and greater transparency and citizen participation. It presents transparency as an opportunity to transform the way that aid is delivered and improve its impact. The Strategy commits to:

- Explicitly linking transparency with improving data quality through internal processes such as feedback loops and lessons learned;
- Development of a new aid information platform based on IATI data that will incorporate data from DFID partners and improve the accessibility and usability of data;
- Explore linking DFID data with partner country data and promote budget transparency;
- Increase traceability to track the flow of aid from donor to implementation level;
- Publish all project evaluations from May 2012.

### Progress

DFID has significantly improved the extent of data published to IATI since the 2011 Index and is continually working on improving the quality of this data through internal processes such as feedback loops, lessons learned and releasing league tables on divisional performance.

DFID has signalled that it will require those directly managing DFID funds to release open data on how the money is being spent; this includes NGOs, multilateral organisations and **private sector contractors**. This was trailed in November 2012 by Justine Greening at the Omidyar Open Up Event, but not yet launched. DFID is also beginning to geo-code projects, as part of a pilot project – before taking it to scale. The prototype of the new platform was launched in November 2012 and the platform will be driven by IATI data and be open source. Progress on eight commitments can be found on DFID's website.<sup>37</sup>

DFID improved by over 30 percentage points compared to the 2011 Pilot Index, mainly due to a significant increase in the amount of country level material being published comprehensively, as well as increases in organisation and activity level material. DFID achieved joint first amongst all donors on country level data with a score of 85.7%, compared to 25.0% at this level in the 2011 Index. DFID also tied first amongst all donors at the activity level, having scored on three activity level indicators that it missed in 2011. Overall, DFID posted the largest increase from the 2011 Index of all donors and has begun to publish some information in local languages, including detailed intervention summaries.

### Challenges

DFID publishes over 98% of its aid data, yet there remains room for improvement.<sup>38</sup> Now that the data is published, it is working on **data quality** by gathering project results, publishing more supplier names, geo-coding projects and providing more sub-national geographic information. DFID is also developing organisational identifiers and country budget identifiers to build a referencing system that enable data to be linked to provide a more complete picture. This will **improve traceability** and will be presented in the new aid platform built on IATI data. DFID launched the alpha phase in November, and will be releasing the beta in spring 2013 following feedback.

### Recommendations

DFID should continue to deliver on its Open Data Strategy, establishing an external sector transparency board and improving data quality. To increase the traceability of aid, DFID should ensure that all its partners – including those in the private sector – publish to IATI, and continue to support NGOs and other government agencies on IATI publication.<sup>39</sup>

DFID should publish all MoUs with partner countries and pilot the forthcoming IATI budget identifier to link aid data with partner country budgets. This would help to map out a more complete picture of UK aid. DFID should also support the use of recipient and citizen feedback mechanisms to improve programming and accountability.<sup>40</sup>

37 [www.dfid.gov.uk/What-we-do/How-UK-aid-is-spent/What-transparency-means-for-DFID/UK-Aid-Transparency-Guarantee/Progress-on-UK-Aid-Transparency-Guarantee/](http://www.dfid.gov.uk/What-we-do/How-UK-aid-is-spent/What-transparency-means-for-DFID/UK-Aid-Transparency-Guarantee/Progress-on-UK-Aid-Transparency-Guarantee/)

38 The remaining 2% are not made openly available mainly due to security sensitivities.

39 In cases where implementing partners or consultants are individuals or very small organisations, arrangements should be made which avoid creation of unreasonable barriers to accessing funds.

40 Feedback mechanisms being developed include [www.developmentcheck.org](http://www.developmentcheck.org)

## Foreign and Commonwealth Office (FCO)

Organisation	Country	Activity
<input checked="" type="checkbox"/> FOIA <input checked="" type="checkbox"/> IATI <input checked="" type="checkbox"/> Strategy <input checked="" type="checkbox"/> Annual report <input checked="" type="checkbox"/> Allocation policy <input checked="" type="checkbox"/> Total budget <input checked="" type="checkbox"/> Disaggregated budget <input checked="" type="checkbox"/> Procurement policy <input checked="" type="checkbox"/> Tenders <input checked="" type="checkbox"/> Audit <input checked="" type="checkbox"/> Database	<input checked="" type="checkbox"/> Strategy <input checked="" type="checkbox"/> Budget <input checked="" type="checkbox"/> MoU <input checked="" type="checkbox"/> Evaluations <input checked="" type="checkbox"/> Results <input checked="" type="checkbox"/> All current activities <input checked="" type="checkbox"/> Database	<input checked="" type="checkbox"/> Implementer <input checked="" type="checkbox"/> Collaboration type <input checked="" type="checkbox"/> Flow type <input checked="" type="checkbox"/> Aid type <input checked="" type="checkbox"/> Finance type <input checked="" type="checkbox"/> Unique ID <input checked="" type="checkbox"/> Title <input checked="" type="checkbox"/> Description <input checked="" type="checkbox"/> Sectors <input checked="" type="checkbox"/> Sub-national location <input checked="" type="checkbox"/> Planned dates <input checked="" type="checkbox"/> Actual dates <input checked="" type="checkbox"/> Tied aid status <input checked="" type="checkbox"/> Overall cost <input checked="" type="checkbox"/> Planned expenditures <input checked="" type="checkbox"/> Actual expenditures <input checked="" type="checkbox"/> Current status <input checked="" type="checkbox"/> Contact details <input checked="" type="checkbox"/> Impact appraisals <input checked="" type="checkbox"/> Objectives <input checked="" type="checkbox"/> Conditions <input checked="" type="checkbox"/> Budget docs <input checked="" type="checkbox"/> Contracts <input checked="" type="checkbox"/> Design docs <input checked="" type="checkbox"/> Budget ID

**POOR**

#60 out of 72    21.3% overall score

**!** New organisation in 2012 Index

**IATI score: 1**  
Signatory – has signed IATI but has not published an implementation schedule.

Signed IATI: **September 2008**

Format of data: **Web Page**

### Commitment to transparency

Compared with DFID, the FCO takes a much less ambitious approach to open data and has committed to release only two new datasets – an increased dataset on British Behaviour Abroad, and one on consular satisfaction and experience data – over the next two years.<sup>41</sup> The FCO handled an aid budget of £271 million in 2011/12 (excluding Conflict Pool funds), 3% of total UK ODA.<sup>42</sup>

The only reference to ODA in the FCO's Open Data Strategy is the existing commitment to publish "...total FCO expenditure on Official Development Assistance (ODA) and percentage of total UK ODA contributed by the FCO."<sup>43</sup> However, the FCO did recognise the need for an **organisational culture shift** and has formed a new transparency unit and set up a Transparency Steering Group to meet new government requirements. The group is currently engaged in discussions about how to make the FCO's expenditure on ODA more transparent and, whilst it recognises the usefulness of the IATI standard, the FCO has yet to make public its plans for IATI implementation.

### Progress

The FCO has been publishing historical ODA statistical data to the OECD-DAC CRS format since 2011, including the CRS activity level. This information is available via the OECD website, but is not currently on the FCO website or made easily accessible and it is not current information. No visible progress has been made on systematic publication of *current* aid information, or on how the FCO will tackle its obligations to publishing internationally (or indeed nationally) comparable information via IATI. However, **the FCO has stated that an IATI implementation schedule will be published shortly.**

### Challenges and recommendations

FCO should work with DFID and the Cabinet Office to develop an IATI implementation schedule and begin implementation in 2013. The FCO should revise its Open Data Strategy to identify aid programme data and include IATI implementation. This should include publishing information that it already can, then working on improving the quality, scope and detail of that information.

**The FCO should have a page on its website dedicated to sharing information on its development spending.** This should include clear information on the sectors and countries to which that spending is allocated, as well as important project documentation such as results, contracts, conditions and case studies. Now that the FCO has an improved method of tracking development-related expenditure, a breakdown showing the FCO's development spending on peacekeeping, the Conflict Pool, the British Council and bilateral programmes should also be made easily accessible.

41 FCO's Open Data Strategy, 2012, p.14.

42 *Statistics on International Development 2007/8–2011/12*, DFID, October 2012, p.19.

43 FCO's Open Data Strategy, 2012, p.3.

## Ministry of Defence (MOD)

Organisation	Country	Activity
<input checked="" type="checkbox"/> FOIA <input checked="" type="checkbox"/> IATI <input checked="" type="checkbox"/> Strategy <input checked="" type="checkbox"/> Annual report <input checked="" type="checkbox"/> Allocation policy <input checked="" type="checkbox"/> Total budget <input checked="" type="checkbox"/> Disaggregated budget <input checked="" type="checkbox"/> Procurement policy <input checked="" type="checkbox"/> Tenders <input checked="" type="checkbox"/> Audit <input checked="" type="checkbox"/> Database	<input checked="" type="checkbox"/> Strategy <input checked="" type="checkbox"/> Budget <input checked="" type="checkbox"/> MoU <input checked="" type="checkbox"/> Evaluations <input checked="" type="checkbox"/> Results <input checked="" type="checkbox"/> All current activities <input checked="" type="checkbox"/> Database	<input checked="" type="checkbox"/> Implementer <input checked="" type="checkbox"/> Collaboration type <input checked="" type="checkbox"/> Flow type <input checked="" type="checkbox"/> Aid type <input checked="" type="checkbox"/> Finance type <input checked="" type="checkbox"/> Unique ID <input checked="" type="checkbox"/> Title <input checked="" type="checkbox"/> Description <input checked="" type="checkbox"/> Sectors <input checked="" type="checkbox"/> Sub-national location <input checked="" type="checkbox"/> Planned dates <input checked="" type="checkbox"/> Actual dates <input checked="" type="checkbox"/> Tied aid status <input checked="" type="checkbox"/> Overall cost <input checked="" type="checkbox"/> Planned expenditures <input checked="" type="checkbox"/> Actual expenditures <input checked="" type="checkbox"/> Current status <input checked="" type="checkbox"/> Contract status <input checked="" type="checkbox"/> Impact appraisals <input checked="" type="checkbox"/> Objectives <input checked="" type="checkbox"/> Conditions <input checked="" type="checkbox"/> Budget docs <input checked="" type="checkbox"/> Contracts <input checked="" type="checkbox"/> Design docs <input checked="" type="checkbox"/> Budget ID

POOR

#51 out of 72
26.1% overall score

!
New organisation in 2012 Index

**IATI score: 1**

Signatory – has signed IATI but has not published an implementation schedule.

Signed IATI: **September 2008**

Format of data: **Web Page**

includes a mixture of ODA and non-ODA resources, funds a range of conflict prevention work through joined-up delivery across DFID, FCO and MOD and its programme resources are planned to rise to £1.125 billion over the current spending review period. **Information on the type of development spending (i.e. the percentage that is ODA and OOF) channelled through the MOD is not accessible.**

It is recognised that some exemptions from publication will apply to MOD's aid information. However, all public bodies face such barriers, whether on grounds of personal information, safety, security or commercial confidentiality. **MOD should adopt a presumption to publish, identifying exemptions on a case-by-case basis** and being transparent about what the grounds for exemption are in each case, rather than redacting whole programmes because certain elements are sensitive.

### Progress

Despite the MOD's apparent commitment to release more data, it performed poorly in the Index as it **publishes no data on activities**, very little country level data, and has not published any data to IATI or released an implementation plan as per the UK Government's OGP Action Plan.

### Challenges and recommendations

The MOD should work with DFID and the Cabinet Office to develop an IATI implementation schedule and begin implementation in 2013. It should revise its Open Data Strategy to identify aid programme data and include IATI implementation. The MOD should clarify which allocations are ODA and non-ODA, and whether they are Conflict Pool or other resources. If it does not currently collect information in a format that can be easily published, then it should work to improve its internal data collection systems to ensure that this information can be published in the future.

### Commitment to transparency

The MOD's Open Data Strategy admits that the organisation is not traditionally an outward facing department; therefore it is starting from a low base but is making efforts to transform. Its Open Data Strategy commits the MOD to "embedding transparency", including identifying new data sources for publication. However, the **MOD's commitment to transparency is questionable** given that it has not included in its Open Data Strategy any plans to release data on core military functions, let alone information on aid.<sup>44</sup>

Although ODA comprises a very small part of the MOD's budget and responsibilities, transparency of non-ODA aid flows is becoming increasingly important.<sup>45</sup> The Conflict Pool, which

<sup>44</sup> The datasets which the MOD plan to release over the next two years include ship wrecks found in UK waters and accommodation customer satisfaction surveys. Ministry of Defence Open Data Strategy 2012-2014, pp.13-14: [www.data.gov.uk/sites/default/files/MOD%20Open%20Data%20Strategy.pdf](http://www.data.gov.uk/sites/default/files/MOD%20Open%20Data%20Strategy.pdf)

<sup>45</sup> In 2011/12, £52.3 million of ODA was channelled through the MOD, which comprised 29% of the Conflict Pool funds. NAO Review of the Conflict Pool, 2012, p.12: [http://www.nao.org.uk/publications/1012/review\\_of\\_the\\_conflict\\_pool.aspx](http://www.nao.org.uk/publications/1012/review_of_the_conflict_pool.aspx)



# Section 4: The quality and usability of published IATI data

## Data quality

The Index results show the breadth of data published; however, it is also important to assess the *quality* of data available. The data published by UK agencies to the IATI Registry varies in quality. One of the reasons for this is that agencies use different definitions for the “activity” standard, which is designed for reporting the details of **individual aid activities**. An activity is defined by the publishing organisation so it might be a large programme, a small project or another logical grouping of work and resources, providing varying levels of detail. The three UK agencies that have already begun publishing to the IATI Registry each have a different definition for “activity”.

This section assesses the quality of the data that CDC, DECC and DFID have published to the IATI Registry and the accessibility of the data published on the agencies’ websites.

## CDC

To date, CDC has made one publication to the IATI Registry, with a commitment to update this data annually. The information currently published adds minimal value as it only contains aggregate amounts invested in each country and sector, and is not disaggregated to the level of an individual fund. In the future, CDC should go further by requiring that its funds also publish to IATI information about the businesses in which they have invested CDC funds.

Box 1:

### CDC's business model

CDC is the UK Government's DFI that invests in developing countries' private sector. The majority of CDC's current investments have been made primarily through private equity funds, although new investments are also made through direct debt and equity; fund managers then work with investee companies with the aim of growing the business, making a profit and providing jobs. CDC requires fund managers (and their investments) to adhere to CDC's investment code that includes stipulations regarding environmental, social and governance standards.

## What does CDC's IATI data tell us?

- **The data provides limited information because it is aggregate information.**
- CDC publishes data broken down by recipient country and sector. However, it provides no verifiable data or information on actual transactions.
- The aggregate data provides a value and some other DAC classifications (finance type; flow type; etc).

## What are the gaps?

- CDC only publishes aggregate information. There are no identifiable organisations or actual transactions in the data.
- CDC does not systematically publish any related documents or details of activity performance.

## Is the data useful?

CDC's IATI data enables stakeholders to see the size, sector and country or region of the investments made. To improve the usefulness of the IATI data published, the amount of information published must increase and the formats in which it can be accessed must be improved. CDC is following the development of new applications to improve the accessibility of information across all donors.

## How can the quality of the data be improved?

CDC is exploring better ways of presenting IATI data on the CDC website. CDC could work with DFID to learn from DFID's experience of presenting project data in a more user-friendly way.

Improving **country** level data is challenging for CDC because it works on an individual investment basis rather than by country. If the country level is understood as the level of the fund (which could be considered analogous), CDC should publish information about the funds that it is investing in, and agreements with those funds. CDC could also publish evaluations and results more systematically, as well as present disaggregated data on disbursements and activities to each fund.

CDC should seek to publish information on the specific funds that it is investing in, including sub-national location, planned and actual dates, impact appraisals, objectives and conditions.

## DECC

DECC manages a relatively small part of UK ODA, which is done based on a cross-country strategy and a case-by-case basis rather than by country. However, the data published to the IATI Registry is good quality, and includes project documentation.

## What does DECC's IATI data tell us?

- DECC has published details of activities for over 95% of expenditure on development and the data is of a consistently high quality.
- DECC publishes detailed business cases.
- All DECC activities provide the reader with basic activity information including the title and description, status (i.e. whether it has been completed or is still



active), the actual date the activity began, when it is planned to finish and which participating organisations are involved in the activity.

- Details of sectors, the type of aid and the type of finance are provided, as well as the relevant policy marker and whether the activity is a bilateral or multilateral collaboration.
- The financial data published by DECC provides information on the activity budget and planned disbursements. The "transaction" section of the standard should show incomings and outgoings of the IATI activity, and **DECC provides details of these individual transactions for all IATI activities published**, including the provider, receiver, amount, disbursement channel and whether it is tied.
- Links are provided to the intervention summaries for each IATI activity – all in English, and has detailed business cases published on the website.

#### What are the gaps and how can the quality of the data be improved?

- DECC has committed to publish data on projects once they have been approved, and will continue to build on the database and keep it updated.
- Little sub-national geographic information is provided. Case studies demonstrate country level activities, but there is no systematic publication of data at country level.
- Activity contact details are not given.
- Although a lot of case studies and details of projects are published on DECC's website and in brochures and pamphlets, as well as the Fast Start Finance website, **DECC lacks a central database and a centralised webpage where project information can be accessed.**
- None of DECC's aid activities have been completed so information cannot yet be published in the performance section, which should show results and details of conditions. This section will be populated when results are available.

DECC's publication to the IATI Registry significantly improved its performance, which will be reflected in the 2013 Index. However, DECC could improve the **country** level data by disaggregating data by country and publishing details of Memoranda of Understanding (MoUs) with recipient countries, current activities in each country and the relevant budget. At **activity** level, performance could be enhanced by publishing more sub-national location data, and contact details for each activity.

DECC could follow the example of DFID in presenting projects on their website more clearly and systematically

in a centralised webpage. This would make it easier to navigate the activities to reach detailed business cases and well presented case studies.

In order to institutionalise transparency, DECC should build IATI compatibility into project management systems, ensuring that high-quality IATI publication can be automated in the future. It should also work with its downstream implementing organisations to ensure that they publish to IATI, and refer back to DECC's activities to ensure that projects can be traced through the contracting chain.

#### Is the data useful?

DECC's aid information provides useful information on the UK Government's investment in energy and climate change internationally. However, this information would be more meaningful viewed side by side with similar investments such as DFID climate change projects and CDC investments in energy sectors. As these organisations publish more to the IATI Registry, DECC's data will become more useful for UK citizens, recipient country governments and other climate and development finance institutions.

**For DECC, the IATI Registry is considered a good starting point to learn more about what other climate finance donors are doing.** At present the data published to the IATI Registry by other donors (and membership of IATI) is not comprehensive and DECC still remains reliant on relationships and contacts to fully understand other donors' activities. DECC supports the IATI Registry and hopes that the data improves and interfaces for accessing the data develop.

#### DFID

As indicated by its exceptional performance in the 2012 Index, DFID publishes detailed aid information and is leading the way on aid transparency. In the IATI Registry, DFID's activities are usefully segmented into 113 different files, which are organised by region and country, and updated monthly.

#### What does DFID's IATI data tell us?

- Detailed data is given on most of DFID's activities, including information on the budget and contact numbers and addresses for projects. **Transactions are also provided.** For all projects since January 2012 there are links to relevant documents and in an increasing number of cases, these are in recipient country languages.
- There appears to be consistency in the quality of the datasets across countries because the data is published directly from the project management system.

### What are the gaps?

- For most countries and projects, DFID provides little or no detail on sub-national locations of projects. However, **DFID is piloting the geo-coding of projects** in order to overcome this.
- Names of implementing partners are not specific in many cases, hindering the **traceability of flows** down the implementing chain (though stated exemptions on safety grounds are acceptable).
- Organisational IDs are missing for individual activities, though DFID is working to improve traceability of funds through IATI data.
- Information on the conditions attached to receipt of aid are only sometimes published.

### How can the quality of the data presented be improved?

- DFID can (and is) working on increasing the geographical and sub-national data published by geo-coding projects.
- Publishing specific names of partners, as well as unique organisational identifiers (e.g., the charity or company number) will significantly improve the traceability of DFID's aid flows.
- Where available, DFID could publish links to the individual project or programme websites (for example, on the DFID project database).
- MoUs with recipient countries and conditions should be published.
- DFID has agreed to pilot the budget identifier component of the IATI standard.

### Is the data useful?

- **DFID has become a consumer of its own open data**, and is equipping DFID staff to use the data available to identify opportunities and concentrate resources more effectively based on its own data, as well as drawing on data from other donors.
- DFID plans to increase the utility of the data through dimensions such as geo-coding projects and URIs (Uniform Resource Identifiers), which will open up more opportunities to increase efficiency and improve impact.

DFID's current presentation of data is clear and easily accessible. Updating its project platform to host the IATI data will make the data more comparable with other donors, support the traceability of aid, and ensure that the IATI data remains of high quality.

### Usability

Among the UK agencies, DFID's website is the easiest to access information on aid flows. DFID's project database is accessible and easy to use to extract information about projects by searching through each country, region or project.<sup>46</sup> CDC and DECC publish detailed case studies on their websites, which provide useful information but they lack a systematic approach to publication of aid information on their websites. The FCO and MOD do not provide easily accessible aid information on their websites; although information is published in the CRS, this format is not in a useable or easily understandable format for a wide range of audiences; nor is the CRS data current, so it is of limited value for budget or planning purposes.

DECC and CDC are exploring ways of improving the access to aid information on their websites. CDC's map of investments could be developed to host some of the key IATI data through a user-friendly interface. DFID should share with MOD and FCO its experiences and lessons learned in building its project database and making aid information more accessible. **The MOD and FCO still need to concentrate in the first place on the publication of raw data;** but they could subsequently use DFID's new aid information platform to present details of their development spending.

DFID's project database also includes information on whether projects meet certain **aid effectiveness criteria** such as whether there is a process for coordinating with other donors, and whether the contribution is led by the host country/organisation. These are not explicitly required in the IATI standard but are a useful form of monitoring implementation of international aid effectiveness commitments made. DFID should provide this information for all projects and ensure that this data is presented in DFID's new data platform.

DFID's new data platform is driven by IATI data and will be able to host IATI data published by other UK agencies to show all UK development spending and a more comprehensive picture of UK aid. Simultaneously, data on visual interfaces being developed to make IATI data more accessible should retain disaggregation of the UK agencies, so that it is possible to distinguish for example between DFID and FCO funded interventions.

<sup>46</sup> <http://projects.dfid.gov.uk>

# Section 5:

## Conclusions and recommendations

### Conclusions

Aid transparency has received high-level political endorsement and is recognised as essential for meaningful policy planning, decision-making and learning, and as a foundation for making aid more effective. The UK has made progress in increasing aid transparency and a cultural shift is taking place even in the traditionally less transparent agencies. However, the level of progress varies significantly across the UK agencies, with DFID having the most ambitious vision. Despite the UK Government's commitment to open data and transparency, there remains a lot of non-DFID ODA and OOF data that is only partially available, is held in different locations and formats, is difficult to access, or is simply not published at all.

All UK agencies performed best at organisation level, but had a lower incidence of publication at country and activity levels, showing that too much of the data published is not disaggregated. For data to be meaningful, it must be sufficiently specific to be able to trace the flow of funds to the implementation level. For the datasets to be useful, there must be a sufficient number of donors publishing comprehensive datasets.

The UK has an ambitious open data strategy and DFID is leading the way in aid transparency. However, if the UK Government is to be well positioned to deliver on its Busan aid transparency commitment of full implementation by December 2015, there must be a shift towards greater publishing, including FCO and MOD aid data.

### Recommendations

Government departments and non-departmental public bodies that manage or spend development funds should move from commitment to implementation by beginning to publish now, followed by systematic improvement and automation of the process. Organisations should pay particular attention to the disaggregation of data to the transaction level, in order to improve traceability, efficiency and accountability.

Organisational culture and practice is a vital part of increasing transparency. Sharing knowledge and lessons learned between and within departments will help to demonstrate the value of transparency and how it can help officials to improve their programming and the quality of the information published by their organisations. Staff should be trained in how to use the data and share reflections on how the data can be used to improve aid effectiveness.

Those departments that operate on the boundaries of traditional ODA, such as DECC and MOD, have a crucial role to play in delivering transparency on activities and flows that have an impact on international development, such as climate finance, and to ensure inter-operability of the IATI standard with other open data standards.

## Acknowledgements

The authors are grateful to all those who have contributed to this report, which draws heavily on Publish What You Fund's *2012 Aid Transparency Index*. The production of this report would not have been possible without valuable input from Mark Brough, Erin Coppin and Rachel Rank.

Thanks go to the representatives from the UK agencies CDC, DECC, DFID and the FCO who provided invaluable insight into their organisations. The contributors include: John Adams (DFID), Edgar Buckley (CDC), Godfrey Davies (CDC), Tiffany Sadler (FCO), Jenny Ward (DECC), Alasdair Wardhaugh (DFID) and Sam Young (CDC).

Special thanks also go to the peer reviewers who delivered constructive feedback and practical suggestions: Carolyn Culey (Development Initiatives), Eric Gutierrez (Christian Aid), Alan Hudson (ONE) and Claire Schouten (Integrity Action).

Nicola McIvor and Andrew Clarke  
November 2012

© Copyright Publish What You Fund and UKAN 2012. This work is released under a Creative Commons Attribution 3.0 License, and can be freely copied, redistributed and reused, with appropriate citation of Publish What You Fund and UKAN.

Publish What You Fund is the global campaign for aid transparency – for accessible, comprehensive, timely and comparable information about foreign aid. The campaign seeks to empower civil society advocates, parliamentarians and officials with information, both in aid recipient countries and the donor countries working with them. Publish What You Fund receives financial support from the Open Society Foundations, the William and Flora Hewlett Foundation, CAFOD, Christian Aid, Development Initiatives, ONE, Save the Children, Tiri, WaterAid and World Vision.

The UK Aid Network (UKAN) is the coalition of UK-based development NGOs carrying out joint policy and lobbying to advocate for more and better aid. UKAN's work mostly focuses on the UK's ODA policy and practice, however its remit also extends to the European and international levels. Members of UKAN's Steering Group include: ActionAid, Action for Global Health, Bond, CAFOD, ONE, Oxfam, Publish What You Fund, Save the Children, Tearfund, UNICEF UK, WaterAid, and World Vision UK.



[www.publishwhatyoufund.org](http://www.publishwhatyoufund.org)



[www.ukan.org.uk](http://www.ukan.org.uk)