



---

**AID  
TRANSPARENCY  
INDEX 2013**

---

# Acknowledgements

Many people are involved in producing this Index. Particular thanks goes to the peer reviewers who have advised on the methodology and provided feedback on early drafts of this report. Their comments and suggestions were gratefully received. The 2013 reviewers included:

- Laurence Chandy, Brookings Institution
- Julia Clark, Center for Global Development
- Steve Davenport, Development Gateway
- Lars Engberg-Pedersen, Danish Institute for International Studies
- Jörg Faust, German Development Institute
- Brian Hammond, adviser, IATI Secretariat
- Nathaniel Heller, Global Integrity
- Marie Lintzer, Revenue Watch Institute
- Richard Manning, independent consultant
- Afshin Mehrpouya, HEC Paris
- Larry Nowels, independent consultant
- Rita Perakis, Center for Global Development
- Paolo de Renzio, International Budget Partnership, Center on Budget and Policy Priorities
- Owen Scott, Development Gateway
- Kiyotaka Takahashi, Keisen University and Japan International Volunteer Center
- Rob Tew, Development Initiatives

We are hugely grateful to the 40 organisations that reviewed surveys and provided their feedback on our initial assessments of donors:

- Gregory Adams and Tariq Ahmad, Oxfam America (for U.S. Department of the Treasury)
- Gemma Arpaia and Luca de Fraia, on behalf of the Italian CSO Task Force on Development Effectiveness (for Italy)

- Adele Broadbent and Wren Green, Council for International Development (for New Zealand)
- Coordination Sud and its members (for France)
- E sol Cho, ODA Watch (for Korea)
- CONCORD Aidwatch and its members
- Pedro Cruz, Plataforma Portuguesa de ONGD (for Portugal)
- Amy Dodd, UK Aid Network (for UK)
- Koen Detavernier and Oumou Zé, CNCD-11.11.11 (for Belgium)
- Casey Dunning, Center for American Progress (for U.S. Department of Defense)
- Andrea Girmanová, Platforma MVRO (for Slovakia)
- Evija Goluba, LAPAS – The Latvian Platform for Development Cooperation (for Latvia)
- Laia Griño, InterAction (for U.S. MCC)
- Tanja Hafner Ademi, Balkan Civil Society Development Network (for EC Enlargement)
- Anne-Marie Heemskerk, PARTOS (for the Netherlands)
- Aoi Horiuchi and Kanako Sugimoto, Japan NGO Center for International Cooperation (for Japan)
- Marjan Huč and Ana Kalin, SLOGA – Slovenian Global Action and Anita Ramsak, Institute Ekvilib (for Slovenia)
- Angela Kageni, Aidspan – Independent Observer of the Global Fund (for the Global Fund)
- Niklas Kaskeala, The Finnish NGO platform KEPA (for Finland)
- Mathias Ljørring, CONCORD Danmark (for Denmark)
- Jack MacAllister and Owen Ryan, amFAR – The Foundation for AIDS Research (for U.S. PEPFAR)
- Fidanka McGrath, CEE BankWatch Network (for EBRD)

- William McKitterick, Center for Global Development (for USAID)
- Members of the AidWatch Working Group, SKOP (for Malta)
- Jana Milerova, FoRS – Czech Forum for Development Cooperation (for Czech Republic)
- Scott Morris, Center for Global Development (for IMF)
- Sonia Nižnik, Global Responsibility – Austrian Platform for Development and Humanitarian Aid and Michael Obrovsky, Austrian Research Foundation for International Development (for Austria)
- Lauren Pfeifer, ONE (for U.S. Department of State)
- Lydia Poole, independent consultant (for UN OCHA)
- Elvira Prohaska and Jan Stiefel, AidRating (for Switzerland)
- Anna Roggenbuck, CEE BankWatch Network (for EIB)
- Jana Rosenboom, VENRO – Association of German Development NGOs (for Germany)
- Zuzana Sladkova, CONCORD Europe (for EC DEVCO)
- Peter Sörbom, CONCORD Sweden (for Sweden)
- Austin Strange, AidData (for China)
- Yiouli Taki, INDEX: Research and Dialogue (for Cyprus)
- Chris Underwood, International Alert (for EC FPI)
- Fotis Vlachos, PLATEAU – Hellenic Non-profit Organisation (for Greece)
- Hans Zomer, Dóchas (for Ireland)
- Stephanie Zonszein, IMCO – Mexican Institute of Competitiveness (for IADB)

Thank you also to the 60 donor organisations that engaged in the 2013 Aid Transparency Index process by reviewing completed assessments for their organisations and providing clarifications. These were:

## Acknowledgements

- African Development Bank (AfDB)
- Asian Development Bank (AsDB)
- Australian Agency for International Development (AusAID)
- Austrian Development Agency (ADA)
- Belgium, Directorate General for Cooperation and Development (DGCD)
- Bill and Melinda Gates Foundation
- Canadian International Development Agency (CIDA)
- CyprusAid
- Czech Development Agency
- Denmark, Ministry of Foreign Affairs
- European Bank for Reconstruction and Development (EBRD)
- European Investment Bank (EIB)
- Estonia, Ministry of Foreign Affairs
- European Commission, Service for Foreign Policy Instruments (FPI)
- European Commission, DG Development and Cooperation – EuropeAid (DEVCO)
- European Commission, DG Humanitarian Aid and Civil Protection (ECHO)
- European Commission, DG Enlargement (ELARG)
- Finland, Ministry of Foreign Affairs
- France, Ministry of Economy and Finance (MINEFI)
- France, Ministry of Foreign Affairs (MAE)
- French Development Agency (AFD)
- GAVI Alliance
- Germany, Foreign Office (AA)
- Germany, Ministry for Economic Cooperation and Development (BMZ)
- Hungary, Ministry of Foreign Affairs
- Inter-American Development Bank (IADB)
- International Monetary Fund (IMF)
- Irish Aid
- Japan International Cooperation Agency (JICA)
- Japan, Ministry of Foreign Affairs
- Korean International Cooperation Agency (KOICA)
- Latvia, Ministry of Foreign Affairs
- Lithuania, Ministry of Foreign Affairs
- Luxembourg, Ministry of Foreign Affairs
- Malta, Ministry of Foreign Affairs
- Netherlands, Ministry of Foreign Affairs
- New Zealand, Ministry of Foreign Affairs and Trade (MFAT)
- Norway, Ministry of Foreign Affairs
- Poland, Ministry of Foreign Affairs
- Portugal, Camões Institute for Cooperation and Language (CICL)
- Romania, Ministry of Foreign Affairs
- Slovak Agency for International Development Cooperation (SAIDC)
- Slovenia, Ministry of Foreign Affairs
- Spain, Ministry of Foreign Affairs – Spanish Agency for International Development Cooperation (MAEC-AECID)
- Swedish International Development Cooperation Agency (Sida)
- Swiss Agency for Development and Cooperation (SDC)
- The Global Fund to Fight AIDS, Tuberculosis and Malaria
- United Kingdom, Department for International Development (DFID)
- United Kingdom, Foreign and Commonwealth Office (FCO)
- United Nations Children's Fund (UNICEF)
- United Nations Development Programme (UNDP)
- United Nations Office for the Coordination of Humanitarian Affairs (UN OCHA)
- United States Agency for International Development (USAID)
- United States, Department of Defense (DOD)
- United States, Department of State
- United States, Department of the Treasury – Office of Technical Assistance
- United States, Millennium Challenge Corporation (MCC)
- United States, President's Emergency Plan for AIDS Relief (PEPFAR)
- World Bank, International Development Association (IDA)
- World Bank, International Finance Corporation (IFC)

The authors are indebted to all those who have provided advice and feedback on the new methodology. We are particularly grateful to Erin Coppin for her support with the methodological review and data analysis. Her advice and inputs were invaluable. Special thanks also to Catalina Reyes and Nicholas Winnett for their research support with the surveys; to Bill Anderson, David Carpenter and Chris Wallace for their ideas and inspiration on IATI data quality tests; to Martin Keegan and Ben Webb for their work on the Aid Transparency Tracker; and to David French and colleagues at Echelon Creative. We are also grateful to Access Info Europe and the Centre for Law and Democracy for allowing us to use the RTI Rating as a data source. Finally, thank you to the Publish What You Fund team, including our Board of Directors and U.S. Advisory Committee, all of whom have been involved in this project in some way. Any omissions or errors remain the responsibility of the authors.

Shreya Basu, Mark Brough, Andrew Clarke and Rachel Rank

October 2013

---

Copyright Publish What You Fund 2013. This work is released under a Creative Commons Attribution 3.0 Licence, and can be freely copied, redistributed and reused, with appropriate citation of Publish What You Fund.

**Publish What You Fund** is the global campaign for aid transparency. We work to make available and accessible comprehensive, timely and comparable information about development finance. The campaign seeks to empower civil society advocates, parliamentarians and officials with information, both in aid recipient countries and the donor countries working with them. We receive financial support from the Open Society Foundations, the William and Flora Hewlett Foundation, Christian Aid and Save the Children.

# Contents

<b>Acknowledgements</b>	<b>i</b>				
<b>Acronyms and Abbreviations</b>	<b>v</b>				
<b>Executive Summary</b>	<b>1</b>				
<b>Section 1. Introduction</b>	<b>7</b>				
<b>Section 2. Methodology</b>	<b>10</b>				
<b>Section 3. Results</b>	<b>16</b>				
<b>Section 4. Conclusions and Recommendations</b>	<b>25</b>				
<b>Section 5. Individual Organisation Profiles</b>	<b>27</b>				
African Development Bank	28	European Investment Bank	34	United Kingdom	48
Asian Development Bank	28	France	35	Department for International Development	49
Australia – Australian Agency for International Development	29	French Development Agency	36	Foreign and Commonwealth Office	50
Canada – Canadian International Development Agency	29	Ministry of Economy and Finance	37	Ministry of Defence	50
Denmark – Ministry of Foreign Affairs	30	Ministry of Foreign Affairs	37	United Nations Children's Fund	51
European Bank for Reconstruction and Development	30	GAVI Alliance	38	United Nations Development Programme	51
European Commission	31	Germany	39	United Nations Office for the Coordination of Humanitarian Affairs	52
DG Development and Cooperation – EuropeAid	32	Ministry for Economic Cooperation and Development – GIZ	40	United States	53
DG Enlargement	32	Ministry for Economic Cooperation and Development – KfW	41	Department of Defense	54
DG Humanitarian Aid and Civil Protection Service for Foreign Policy Instruments	33	Foreign Office	41	Department of State	54
		The Global Fund to Fight AIDS, Tuberculosis and Malaria	42	Department of the Treasury	55
		Inter-American Development Bank	42	Millennium Challenge Corporation	55
		International Finance Corporation	43	President's Emergency Plan for AIDS Relief	56
		International Monetary Fund	43	United States Agency for International Development	56
		Japan	44	World Bank, International Development Association	57
		Japan International Cooperation Agency	45		
		Ministry of Foreign Affairs	45		
		Netherlands – Ministry of Foreign Affairs	46		
		Norway – Ministry of Foreign Affairs	46		
		Sweden – Swedish International Development Cooperation Agency	47		

# Acronyms and Abbreviations

<b>AA</b>	German Foreign Office (Auswärtiges Amt)	<b>DOD</b>	Department of Defense (U.S. government)	<b>HLP</b>	High Level Panel (United Nations)
<b>ABC</b>	Brazilian Cooperation Agency (Agência Brasileira de Cooperação)	<b>EBRD</b>	European Bank for Reconstruction and Development	<b>HTML</b>	HyperText Markup Language
<b>AECID</b>	Spanish Agency for International Development Cooperation (Agencia Española de Cooperación Internacional para el Desarrollo)	<b>EC</b>	European Commission	<b>IADB</b>	Inter-American Development Bank
<b>AFD</b>	French Agency for Development (Agence Française de Développement)	<b>ECHO</b>	Humanitarian Aid and Civil Protection Department (European Commission)	<b>IATI</b>	International Aid Transparency Initiative
<b>AfDB</b>	African Development Bank	<b>EDRIS</b>	European Disaster Response Information System	<b>IDA</b>	International Development Association (World Bank)
<b>AsDB</b>	Asian Development Bank	<b>EEAS</b>	European External Action Service (European Commission)	<b>IFC</b>	International Finance Corporation (World Bank)
<b>AusAID</b>	Australian Agency for International Development	<b>EIB</b>	European Investment Bank	<b>IFAD</b>	International Fund for Agricultural Development (United Nations)
<b>BMF</b>	German Ministry of Finance (Bundesministerium der Finanzen)	<b>EU</b>	European Union	<b>IFI</b>	International Financial Institution
<b>BMZ</b>	German Ministry for Economic Cooperation and Development (Bundesministerium für wirtschaftliche Zusammenarbeit und Entwicklung)	<b>FCO</b>	Foreign and Commonwealth Office (UK government)	<b>ILO</b>	International Labour Organization
<b>BPA</b>	Busan Partnership Agreement	<b>FOI(A)</b>	Freedom of Information (Act)	<b>IMF</b>	International Monetary Fund
<b>CIDA</b>	Canadian International Development Agency	<b>FPI</b>	Foreign Policy Instruments Service (European Commission)	<b>JICA</b>	Japan International Cooperation Agency
<b>CRS</b>	Creditor Reporting System (of the OECD DAC)	<b>FSS</b>	Forward Spending Survey (of the DAC)	<b>KOICA</b>	Korea International Cooperation Agency
<b>CSO</b>	Civil society organisation	<b>FTS</b>	Financial Tracking Service (of UN OCHA)	<b>MAE</b>	Ministry of Foreign Affairs (le Ministère des Affaires étrangères – French government)
<b>CSV</b>	Comma separated values	<b>FY</b>	Financial Year	<b>MCC</b>	Millennium Challenge Corporation
<b>DAC</b>	Development Assistance Committee (of the OECD)	<b>G8</b>	Group of Eight	<b>MFA</b>	Ministry of Foreign Affairs
<b>DFI</b>	Development Finance Institution	<b>GAVI</b>	Global Alliance for Vaccines and Immunization	<b>MIGA</b>	Multilateral Investment Guarantee Agency (World Bank)
<b>DFID</b>	Department for International Development (UK government)	<b>GIZ</b>	German Agency for International Cooperation (Gesellschaft für Internationale Zusammenarbeit)	<b>MINEFI</b>	Ministry of Economy, Finance and Industry (le Ministère de l'Économie et des Finances – French government)
<b>DG DEVCO</b>	Directorate General Development and Cooperation – EuropeAid (European Commission)	<b>GPEDC</b>	Global Partnership for Effective Development Cooperation	<b>MOD</b>	Ministry of Defence (UK government)
		<b>GTZ</b>	German Agency for Technical Cooperation (Gesellschaft für Technische Zusammenarbeit)	<b>MOFCOM</b>	Ministry of Commerce (China government)
		<b>HLF-4</b>	Fourth High Level Forum on Aid Effectiveness	<b>MoU</b>	Memorandum of Understanding
				<b>NGO</b>	Non governmental organisation
				<b>NZAID</b>	New Zealand Aid Programme
				<b>OAP</b>	Open Aid Partnership
				<b>OCHA</b>	Office for the Coordination of Humanitarian Affairs (United Nations)

<b>ODA</b>	Official Development Assistance (definition of OECD DAC)	<b>UNFPA</b>	United Nations Population Fund
<b>ODF</b>	Official Development Finance (definition of OECD DAC)	<b>UNICEF</b>	United Nations Children's Fund
<b>OECD</b>	Organisation for Economic Co-operation and Development	<b>UNOPS</b>	United Nations Office for Project Services
<b>OGP</b>	Open Government Partnership	<b>URL</b>	Uniform Resource Locator
<b>OMB</b>	Office of Management and Budget (Executive Office of the U.S. President)	<b>U.S.</b>	United States (of America)
<b>OTA</b>	Office of Technical Assistance (U.S. Treasury)	<b>USAID</b>	United States Agency for International Development
<b>PDF</b>	Portable Document Format	<b>USD</b>	United States Dollar
<b>PEPFAR</b>	President's Emergency Plan for AIDS Relief	<b>WHO</b>	World Health Organization (United Nations)
<b>RTI</b>	Right to Information	<b>XML</b>	Extensible Markup Language
<b>SDC</b>	Swiss Agency for Development and Cooperation		
<b>Sida</b>	Swedish International Development Cooperation Agency		
<b>TR-AID</b>	Transparent Aid (aid database of the European Commission)		
<b>UK</b>	United Kingdom		
<b>UN</b>	United Nations		
<b>UNAIDS</b>	United Nations Programme on HIV/AIDS		
<b>UNDP</b>	United Nations Development Programme		
<b>UNESCO</b>	United Nations Educational, Scientific and Cultural Organization		

# Executive Summary

## The trend towards openness

This year marks the fifth anniversary of the campaign for aid transparency. Transparency is now seen as a key pillar of development – a necessary condition to enable effectiveness, accountability and social change. Over the past five years, information on aid spending has slowly become more available and open. There is increased recognition that for aid to be transparent, it needs to be shared openly in a timely, comprehensive, comparable and accessible way. The International Aid Transparency Initiative (IATI) remains the only common standard for publishing aid information which satisfies all of these elements, ultimately increasing the usefulness of the data.

In 2013, some of the largest and most influential providers of aid reaffirmed their commitment to transparency and have started publishing more information in more useful formats. The High Level Panel report on the post-2015 development agenda called for a “data revolution” and proposed a new international initiative in order to get the job done. In June 2013, the G8 members agreed to implement IATI, and France recently announced its intention to commence publication to the IATI standard in 2014. These political commitments now need to be translated into effective implementation if the calls for a revolution are to be met.

Since its pilot in 2011, the Aid Transparency Index has become the industry standard for assessing the state of aid transparency among the world’s major donors while encouraging progress and holding them to account. The Index data collection process has evolved during this time too, with the introduction in 2013 of the Aid Transparency Tracker, an online

data collection platform. The Tracker includes three components – an automated data quality assessment tool; an online survey tool; and an implementation schedules tool. The Tracker highlights what information donors have committed to publish, as well as what they are currently publishing.

## More is not enough

Despite the progress we have seen over the past few years, it is not enough to encourage organisations to simply release data – we now need to look at how useful that information is. For example, publishing information in PDFs is more transparent than not publishing it at all, but the information is not necessarily that useful if it is difficult to access, analyse and reuse. In contrast, IATI publishers organise and publish their information more consistently, particularly at the activity level. This is why the format, quality and comparability of information are as important as availability and coverage.

More organisations are coming to understand the value of comparable data. The basic principle that aid information should be publicly available in easy to use, accessible formats is now accepted as an essential component of international development – from the debates around the post-2015 Millennium Development Goals to the hundreds of commitments made by countries involved in the Open Government Partnership. By publishing to IATI, organisations are providing current information in a standardised, comparable format that is useful and more meaningful, because it can be compared across donors, sectors, countries or all three.

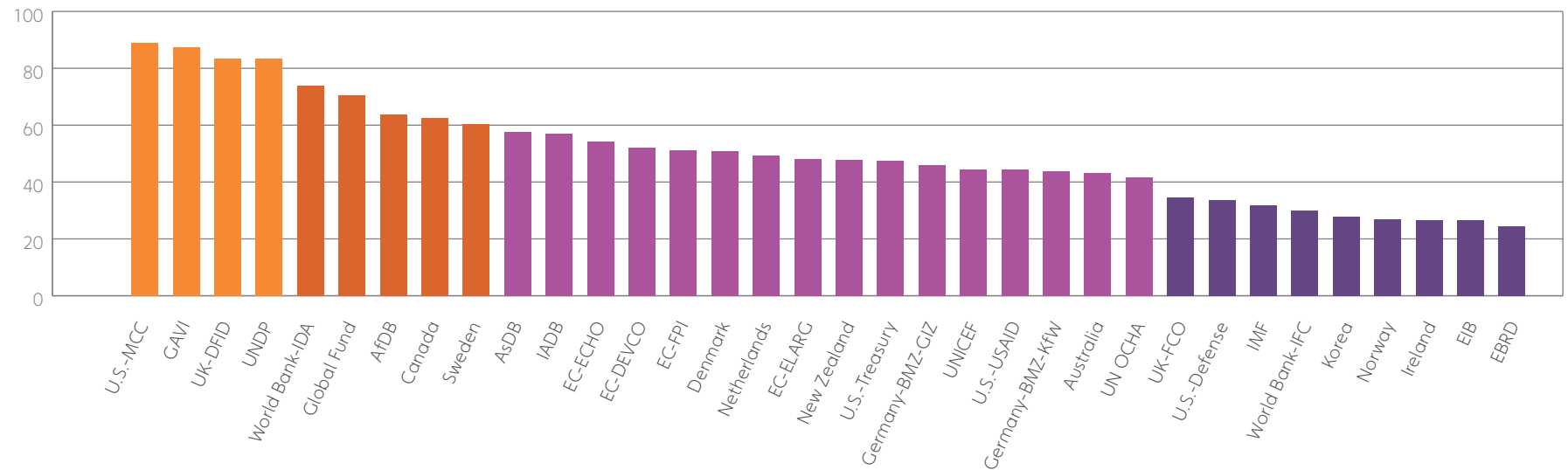
## New methodology for new challenges

The 2013 Aid Transparency Index uses a revised methodology that reflects the changes in the aid transparency landscape and the resulting need to better assess the quality of published data. As a consequence, some indicators and the data collection process are somewhat different this year, and the scoring takes into account the format of the data. Of the 39 indicators used, three look at organisations’ overall commitment to aid transparency – for example the quality of their Freedom of Information legislation and portals to access the data – and the remaining 36 look at the specific information donors are publishing. This takes into account the accessibility of the information, so the more open and comparable the information is, the more highly valued it is.

The incentives in the Index are very clearly structured this year: more points are awarded for publishing in more useful formats. As a result, there are clear ways for organisations included in the Index to improve their aid transparency and boost their scores. Put simply, organisations that are not publishing in open, comparable and machine-readable formats should begin doing so. All organisations need to improve the comprehensiveness of their data and promote access and use. Finally, as in previous years, timeliness is a core criterion – the Index only scores data published in the previous 12 months.

## The results

Chart 1. Overall ranking of 67 donor organisations

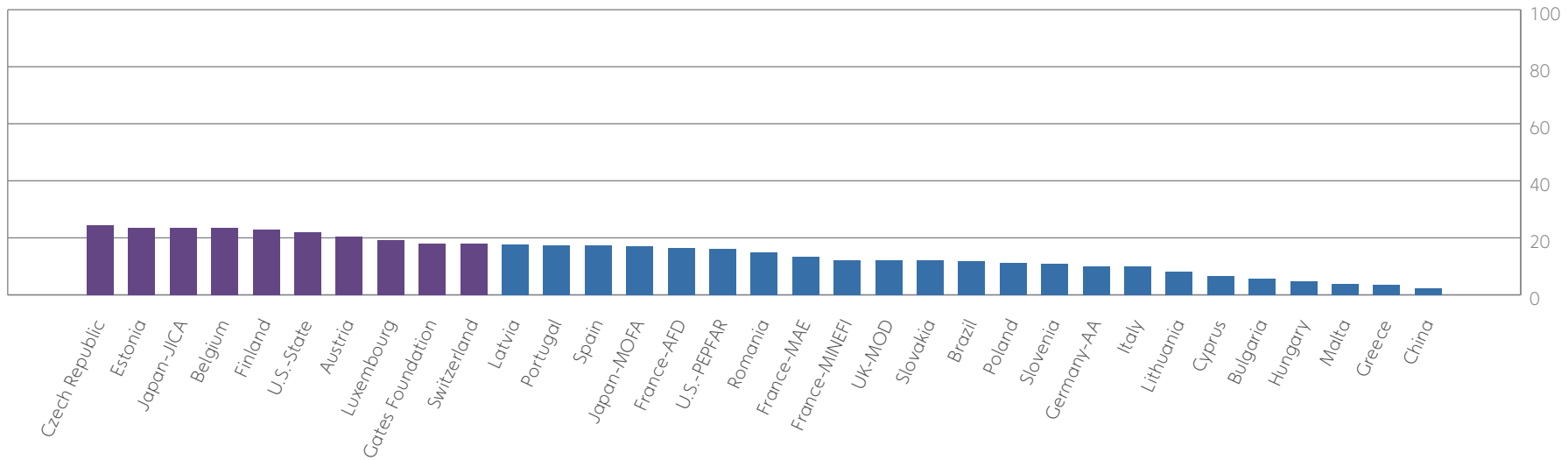


The 2013 results demonstrate that there is a leading group of organisations publishing large amounts of useful information on their current aid activities. The top ranking agency is U.S. MCC, scoring 88.9%, while China takes the last place scoring only 2.2%. At the top end, MCC (88.9%), GAVI (87.3%), UK DFID (83.5%) and UNDP (83.4%) are all nearly 10 or

more percentage points ahead of the next highest donor. The average score for all organisations is comparatively low at 32.6%, with 25 organisations scoring less than 20%. As in previous years, larger organisations generally perform better overall. Multilaterals as a group tend to score higher than bilaterals, although the performance of individual organisations within each group varies significantly.

Several organisations, including the AfDB, Canada, EC ECHO, EC Enlargement, EC FPI, GAVI, Germany, UNDP, UNICEF, U.S. MCC and U.S. Treasury have made big improvements in 2013 by publishing more information in accessible and comparable formats such as IATI XML or CSV, leapfrogging others that have not made any significant changes to the amount of information they publish, or publish in less





useful formats such as websites or PDFs. The top 27 agencies all publish at least some information in IATI XML. Some IATI publishers fall into the poor category however, because they are not publishing enough current or comprehensive information in IATI XML or in other formats.

Turning transparency promises into reality can be hard. The challenge now is to create a virtuous circle of more data use and higher data quality. Wide-ranging use of aid information is likely to bolster donors' resolve in constantly improving the breadth and quality of their publication.

Understanding how and why people use this data will continue to be a goal for all development actors and will mean working closely with diverse partners to make a real difference.

Table 1. Aid transparency in 2013

VERY GOOD (scores of 80–100%)	GOOD (scores of 60–79%)	FAIR (scores of 40–59%)	POOR (scores of 20–39%)	VERY POOR (scores of 0–19%)
1. U.S.-MCC (88.9%) 2. GAVI (87.3%) 3. UK-DFID (83.5%) 4. UNDP (83.4%)	5. World Bank-IDA (73.8%) 6. Global Fund (70.6%) 7. AfDB (63.7%) 8. Canada (62.6%) 9. Sweden (60.4%)	10. AsDB (57.6%) 11. IADB (57.1%) 12. EC-ECHO (54.2%) 13. EC-DEVCO (52.1%) 14. EC-FPI (51.1%) 15. Denmark (50.7%) 16. Netherlands (49.4%) 17. EC-ELARG (48.1%) 18. New Zealand (47.8%) 19. U.S.-Treasury (47.4%) 20. Germany-BMZ-GIZ (45.9%) 21. UNICEF (44.3%) 22. U.S.-USAID (44.3%) 23. Germany-BMZ-KfW (43.7%) 24. Australia (43.1%) 25. UN OCHA (41.7%)	26. UK-FCO (34.7%) 27. U.S.-Defense (33.7%) 28. IMF (31.8%) 29. World Bank-IFC (30.1%) 30. Korea (27.9%) 31. Norway (26.9%) 32. Ireland (26.7%) 33. EIB (26.6%) 34. EBRD (24.5%) 35. Czech Republic (24.4%) 36. Estonia (23.6%) 37. Japan-JICA (23.5%) 38. Belgium (23.4%) 39. Finland (23.0%) 40. U.S.-State (22.1%) 41. Austria (20.4%)	42. Luxembourg (19.2%) 43. Gates Foundation (18.1%) 44. Switzerland (18.1%) 45. Latvia (17.8%) 46. Portugal (17.4%) 47. Spain (17.4%) 48. Japan-MOFA (17.2%) 49. France-AFD (16.3%) 50. U.S.-PEPFAR (16.1%) 51. Romania (14.8%) 52. France-MAE (13.3%) 53. France-MINEFI (12.2%) 54. UK-MOD (12.0%) 55. Slovakia (12.0%) 56. Brazil (11.8%) 57. Poland (11.3%) 58. Slovenia (10.8%) 59. Germany-AA (10.0%) 60. Italy (10.0%) 61. Lithuania (8.2%) 62. Cyprus (6.5%) 63. Bulgaria (5.7%) 64. Hungary (4.7%) 65. Malta (3.8%) 66. Greece (3.6%) 67. China (2.2%)

## Conclusions

### Conclusion A:

The top Index performers are now publishing large amounts of accessible, timely, comparable and comprehensive information about their aid.

- This group has demonstrated **real political commitment** to fulfil the promises made in Busan to start publishing to a common open standard in 2013.
- Over the past year, there has been a **dramatic increase in the amount of information being published** in the most useful formats; and for the first time all IATI fields are being used.
- **Several multilateral and bilateral donors have published data in IATI XML for the first time**, including four U.S. agencies, three EC departments, the African Development Bank, UNICEF, Denmark, Germany and New Zealand.

### Conclusion B:

The usefulness of information being made available remains mixed – some of it is out of date or in unhelpful formats.

- Although a lot more information is being published, **it is not always accessible and comparable, often being buried in PDFs or hard-to-navigate websites**. Unless it is published in machine-readable formats, information remains difficult to compare and use.
- **Some information published to IATI contains nothing new** – it is simply converted historic data. This means that it is out of date and has no new information added on current or future activities.
- **Information that adds value** – such as sub-national location, budget documents, conditions, impact appraisals and results – is too rarely published.

### Conclusion C:

Many organisations need to increase their ambition and show political commitment in order to fulfil their international transparency obligations.

- The **average Index score is just 32.6%**. This means that most aid information is still not published in a timely, standardised way – which is essential for it to be useful.
- **Too much of the information published is patchy** – information needs to be consistently published on all activities for it to be useful.
- The majority of organisations in the poor and very poor categories **have committed to implementing the Busan common standard**. They need to work hard over the coming year to catch up, if they are going to implement fully by the end of 2015.

## Recommendations

### Recommendation A:

All development actors need to publish more information to IATI.

- **Information should be published consistently** for all current and planned activities.
- **Data should be provided in all relevant IATI fields.** This means collecting and publishing new information, for example on results, traceability, geo-coded location and forward flows.
- **Financial data is not enough on its own.** Details and documents on the objectives, design and results of individual activities are also important.

### Recommendation B:

Publishers need to improve their data quality to make it more useful.

- **Information needs to be as timely as possible.** Quarterly updates are good; monthly are great. Automating publication makes it easy and cheap to publish to IATI frequently, using information recorded in organisations' internal systems.
- **Publication must conform accurately to the IATI standard,** so that information is fully comparable between organisations.
- **Publishers need to improve their overall record keeping systems,** capturing more and better information in a structured format. Building IATI into information management systems will make it easy to "publish once and use often" for both internal and external purposes.

### Recommendation C:

Everyone can benefit from using IATI data.

- **Development actors can increase their effectiveness by using their own** – and other publishers' – IATI data when planning new projects and programmes.
- **Recipient governments should use IATI data** in their aid information management systems and in their decision making and budget processes.
- **Organisations should improve their information portals and build their own** – and other publishers' – IATI data into them, so that citizens can access and compare aid information.

# Section 1. Introduction

## A data revolution

The case for aid transparency has been almost universally accepted by the various donors and organisations that provide development assistance. It's now a matter of getting transparency delivered properly and making sure we can reap the rewards of the data revolution.<sup>1</sup> Since the publication of the 2012 Index in October last year, there has been steady progress with implementing aid transparency. Of the 67 organisations included in the 2013 Index, 28 are publishing some current information in the common, open format agreed by the International Aid Transparency Initiative (IATI) – the only open data standard for providing up-to-date aid information (see box 1 for more on IATI). Some have also launched open data portals as part of their efforts to encourage others to access and use their aid information. Donors have also started to set out their plans for implementing the common, open standard that was agreed at the Busan High Level Forum on Aid Effectiveness (HLF-4) in November 2011.<sup>2</sup> (For more on the Busan common standard see box 2 overleaf).

Over the past year some of the largest and most influential providers of development assistance have reaffirmed their commitment to aid transparency: the G8 members have agreed to implement the entirety of the Busan common standard, including IATI, and develop an Open Data Charter;<sup>3</sup> and France recently announced its intention to commence publication to IATI in 2014.

The Busan agreement included an important mechanism for spurring organisations from promises to action: each organisation was expected to produce an implementation schedule by December 2012. The schedule is a technical document explaining how the organisation intends to implement each field of the common standard, by when, and what exemptions and challenges there might be. Over 40 organisations produced schedules, so Publish What You Fund built an online tool to analyse each one and test their level of ambition.<sup>4</sup> Some organisations set themselves deadlines for a first publication to the standard while others raised the bar and outlined future improvements to data quality and coverage. A small group – Austria, Greece, Portugal and Slovenia – ruled out implementing the IATI component of the common standard, effectively rejecting the demand for timely and standardised information about their development cooperation. This analysis forms one of the “commitment to aid transparency” indicators included in the Index.

Box 1:

### The International Aid Transparency Initiative (IATI)

Agreed in 2011, the IATI standard is a technical publishing framework allowing open data from different organisations to be compared. It focuses on forward-looking and activity-level information, ranging from basic descriptions and classifications to related documentation, financial data and results. It uses an XML format, a machine-readable “mark-up” language that allows programmes to extract data and present it in a comparable and accessible way.

The standard was developed after extensive consultations on the information needs of partner countries, CSOs and donors themselves. IATI data is essentially current management information – it is not designed to replace historical statistical reporting – to enable better planning, coordination and accountability.

IATI is a multi-stakeholder initiative comprised of donors, partner countries, foundations, aid information experts and civil society. In September 2013 a new Secretariat was appointed, led by the United Nations Development Programme (UNDP), and including UNOPS, Sweden, Ghana and Development Initiatives. This consortium will run IATI until December 2015, under the direction of the steering committee, which is comprised of all IATI members.

For more on IATI, visit: [www.aidtransparency.net](http://www.aidtransparency.net)

1 The report by the High Level Panel (HLP) on the post-2015 development agenda, submitted to the UN Secretary General in May 2013, called for “a data revolution for sustainable development, with a new international initiative to improve the quality of statistics and information available to citizens”. The communiqué from the March 2013 HLP meeting in Bali referred to the need for substantial investments in advance of 2015 in order for there to be a data revolution. See [www.un.org/sg/management/pdf/HLP\\_P2015\\_Report.pdf](http://www.un.org/sg/management/pdf/HLP_P2015_Report.pdf) (report) and [www.un.org/sg/management/pdf/Final%20Communique%20Bali.pdf](http://www.un.org/sg/management/pdf/Final%20Communique%20Bali.pdf) (communiqué).

2 The full text of the Busan Partnership Agreement is available at: [www.effectivecooperation.org/files/OUTCOME\\_DOCUMENT\\_-\\_FINAL\\_EN2.pdf](http://www.effectivecooperation.org/files/OUTCOME_DOCUMENT_-_FINAL_EN2.pdf). See in particular §23c, “We will work to... implement a common, open standard for electronic publication of timely, comprehensive and forward-looking information... We will agree on this standard and publish our respective schedules to implement it by December 2012, with the aim of implementing it fully by December 2015.”

3 See §49 of the G8 Lough Erne Communiqué: <https://www.gov.uk/government/publications/2013-lough-erne-g8-leaders-communicue>.

4 The Aid Transparency Tracker measures the ambition of plans for implementing the IATI component of the Busan common standard, which is the component that fulfils all of the criteria of transparent aid laid out in the Busan Partnership Agreement – timely, comprehensive and forward-looking: <http://tracker.publishwhatyoufund.org/plan/>.

## From commitment to action

This past year has seen more than just commitments to become transparent – there has also been a marked acceleration in implementation. The U.S., Germany, three European Commission departments, a raft of UN agencies and two regional development banks started publishing in the IATI standard format for the first time.

Implementation can pose significant challenges for some organisations. Their information management systems may require considerable updating before they can publish certain information, particularly forward budget data or information on results and programme impact. This means that the quality and coverage of that new IATI data may be mixed, or that implementation is conducted in stages.

To make this transparency effort worthwhile, the development community is beginning to move to the next step – beyond commitment and implementation – to promoting and supporting use of the data. This is consistent with our aid transparency principles (see box 3). Although IATI has been designed to serve the information needs of a wide set of stakeholders, there are some key groups of users that would particularly benefit from using this data – especially partner country governments and donors themselves. Governments receiving aid and technical cooperation will need to work with donors and software suppliers to identify the best ways to incorporate and present information. They also need to catalyse the take-up of the data by civil society organisations (CSOs), by lowering technical barriers and encouraging other groups to look at this data.

Box 2:

### The Busan common standard

The Busan agreement recognised the complementary efforts of existing publishing and reporting systems and encouraged a framework for integrating them. The information items specified in the common standard are drawn from IATI and from the OECD DAC's Creditor Reporting System (CRS) and Forward Spending Survey (FSS). They have been carefully mapped to eradicate inconsistencies in how items are interpreted and to prevent future divergence.

The common standard enables providers of development cooperation to make aid information more transparent along four dimensions:

1. Greater availability of historical, current and future information on aid flows;
2. More detailed information on projects (improved comprehensiveness);
3. Broader coverage and participation (beyond Official Development Assistance and beyond traditional donors); and
4. Improved timeliness and more frequent updates of development financing information.

For publishing current management information according to the common standard, the format and procedure is in line with the IATI approach, including timeliness (at least quarterly), use of the XML format, and publication to a registry.

The common standard is governed by the Global Partnership for Effective Development Cooperation (GPEDC).

Aid information has become more available and open in recent years but it is not always as useful as it could be. If organisations produce data in standalone PDFs, they may be being more transparent but the information is not necessarily that useful as it cannot be easily accessed and compared. This is why the format, quality and comparability of information are as important as availability and coverage.

For information to be considered high quality, it needs to be comprehensive, timely, accessible and comparable:

**Comprehensive:** The information needs to be detailed and complete so that it covers all current and planned activities. Comprehensive information on plans, flows and procedures is the basis for coordination of efforts for better division of labour between donors and recipients.

**Timely:** The data needs to be current. Organisations should be publishing their information on a quarterly basis at a minimum, and preferably monthly. This means the information can be mapped from many different actors against any budget cycle.

**Accessible:** The information needs to be publicly available in machine-readable formats that can be accessed via a central registry. The data should be released under an open licence (public domain or attribution-only) and users should be able to bulk export it. Organisations should actively promote access to and use of their information.

**Comparable:** Data should be disaggregated and detailed to allow different users to access, use and compare it with other international data sets in many ways. At present, the only standard that allows this is IATI.

Box 3:

### The Publish What You Fund Aid Transparency Principles

The Aid Transparency Principles are at the core of Publish What You Fund's campaign. They are relevant to all public and private bodies engaged in the funding and delivery of aid and related development activities. They should be applied to ensure that everyone has access to information about aid. The ultimate aim is to improve the effectiveness of aid so that its benefits are felt by those that need it and citizens in both donor and recipient countries are able to hold their governments to account.

1. **Information on aid should be published proactively** – a donor agency or organisation should tell people what they are doing, for whom, when and how.
2. **Information on aid should be comprehensive, timely, accessible and comparable** – the information should be provided in a format that is useful and meaningful.
3. **Everyone should be able to request and receive information on aid processes** – publishers need to ensure everyone is able to access the information as and when they wish.
4. **The right of access to information about aid should be promoted** – donor organisations should actively promote this right.

To read the Principles in full see:

[www.publishwhatyoufund.org/resources/papers/publish-what-you-fund-principles](http://www.publishwhatyoufund.org/resources/papers/publish-what-you-fund-principles)

There are two multilateral initiatives that are promoting the publication of high quality information on development flows. The Open Government Partnership (OGP) was launched at the UN Global Assembly in September 2011. It aims to secure concrete commitments from governments to promote transparency, empower citizens, fight corruption and harness new technologies to strengthen governance. So far, Canada, Denmark, Spain, Sweden, Tanzania, the UK and the U.S. have included commitments on aid transparency in their OGP National Action Plans.<sup>5</sup> Notable commitments include the whole-of-government approaches of Sweden, the UK and the U.S. The second initiative is the Open Aid Partnership (OAP), which aims to bring development partners together to increase the openness and effectiveness of development assistance through the use of innovative technologies, such as mapping, and to provide new tools for strategic planning and to enhance greater transparency and accountability. Specific mention is made in the OAP approach to collaborating closely with both IATI and OGP. OAP's endorsers are a mixture of bilateral and multilateral donors, recipient countries and CSOs.<sup>6</sup> These two initiatives are leading the way in terms of promoting and supporting the use of aid information. Both of them take a multi-stakeholder approach, in an effort to ensure that the information meets the needs of many different users.

<sup>5</sup> See OGP website for details of commitments made by participating countries: [www.opengovpartnership.org/countries](http://www.opengovpartnership.org/countries).

<sup>6</sup> See OAP website for more on the Partnership, its aims and endorsers: [www.openaidmap.org](http://www.openaidmap.org).

## Section 2. Methodology

This section sets out the approach taken to assess organisations' transparency, the new methodology used in 2013 and how it differs from previous Aid Transparency Index reports. For more detail on the methodology, including challenges and limitations, please see the separate technical paper, available at: [www.publishwhatyoufund.org/index/2013/methodology](http://www.publishwhatyoufund.org/index/2013/methodology).

### A new methodology for 2013

2013 represents an evolution in the Index methodology, recognising changes in the global environment since Busan and the significant progress donors have made in increasing their aid transparency, both in terms of commitments and publication.

As in previous years, the Index monitors the availability of aid information. For the first time in 2013, it also looks at the format of the information. This is in response to donor and CSO feedback on the previous methodology, particularly regarding activity sample selection and the need to assess the quality of the information being made available. Looking at the format of the data helps us to assess how easy the information is to access, use and compare.

### Why do this and why now?

Since the launch of the 2011 pilot Index, donors have shifted from making high-level commitments to practical implementation. As the Index evolves, it needs to reflect the progress made by donors in making their aid information more accessible in line with these commitments. In the 2012 Index, we made clear that we wanted to start measuring the quality of published aid data better by focusing much more on the format that the data is provided in and how comprehensive it is.<sup>7</sup>

<sup>7</sup> See Annex 1 of the 2012 Aid Transparency Index: [www.publishwhatyoufund.org/files/2012-Aid-Transparency-Index\\_web-singles.pdf](http://www.publishwhatyoufund.org/files/2012-Aid-Transparency-Index_web-singles.pdf).

Publish What You Fund reviewed the Index methodology in consultation with peer reviewers, CSO partners and donors who expressed interest in giving feedback. Reviewers were asked to consider whether 43 indicators, assessed using a manual data collection process, were still needed. They were also asked to consider how best to show differences in organisations' publication, the quality of that data, and ultimately how the Index could be used to encourage publication of more and better aid information.

Feedback from the consultations emphasised that Publish What You Fund should assess organisations on their progress with implementing the Busan common standard and that this should start in 2013, in order to assess progress against the target of full implementation by the end of 2015. There was also a strong preference for the Index to include a mixture of both automatically and manually collected data (in order to include as many different types of organisations and publishers as possible, and especially to include organisations not yet publishing to the IATI standard), and that it continue to look at overall commitment to aid transparency as well as current publication, including at the activity level. For more detail on the methodological review please see the separate technical paper, available at: [www.publishwhatyoufund.org/index/2013/methodology](http://www.publishwhatyoufund.org/index/2013/methodology).

### What has changed in 2013

The revised methodology represents a shift that better assesses the quality of published data. As

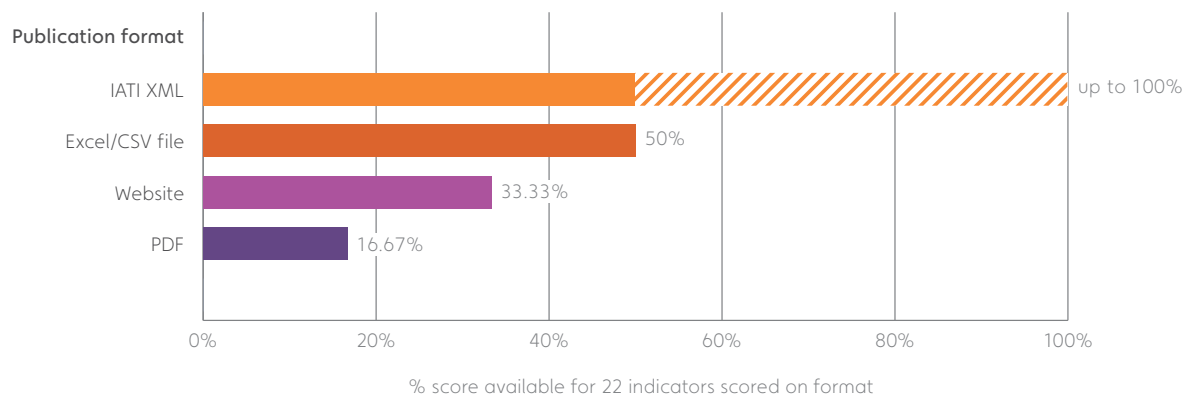
a consequence, selected indicators and the data collection process are somewhat different in 2013. The new methodology uses 39 indicators to monitor aid transparency. These are largely drawn from the indicators used in 2011 and 2012 – see table 2 for the full list of indicators.<sup>8</sup> As in previous years, the indicators are grouped into weighted categories covering **commitment to aid transparency** and **publication of data** (at both organisation and activity level).

**A new, graduated scoring methodology has been used for some of the publication indicators.** For 22 of the indicators, the scoring takes into account the format that the data is provided in, depending on how accessible and comparable the information is (see chart 2 opposite). For example, data published in PDFs scores lower than data published in machine-readable formats (see box 4 for more on data formats and why they are scored differently). Data that is published in the most open, comparable format of IATI XML can score up to 100% for most indicators, depending on quality. More detail on scoring is provided below, with a full explanation provided in the technical paper.

<sup>8</sup> Four indicators that were included in 2012 have been removed in 2013: 'forward planning country budgets'; 'current activities in recipient country'; 'centralised public country database'; and 'design documents and/or log frame for the activity'. There are two new commitment indicators in 2013: 'implementation schedules' has replaced 'engagement in IATI' and 'accessibility of the data' has replaced 'centralised, online database'. See the separate technical paper for more on why some indicators have changed or been removed.



Chart 2. Scoring format of data for 22 indicators



### Donor selection

Feedback on the 2012 Index highlighted the need for a more systematic approach to selecting which donors to include in the Index. In previous years, organisations were selected on the basis of their membership of the DAC or IATI signatory status, with additional organisations included later to test the methodology, such as Development Finance Institutions (DFIs) and climate finance providers.

In 2013, the number of donor organisations included in the Index has decreased from 72 to 67. Organisations were selected using three criteria:

1. They are a large donor (annual ODA spend is more than USD 1bn<sup>9</sup>);
2. They have a significant role and influence as a major aid agency and engagement with the Busan agenda;
3. They are an institution to which government or organisation-wide transparency commitments apply, for example members of the G8 or all EU Member States.

#### Box 4:

#### What is machine-readable data and why is it more valuable?

Information published in machine-readable formats is presented in a structured way (not free text) that can be read automatically by a computer. Formats such as XML or spreadsheets (Excel, CSV) are machine-readable formats. Traditional word processed documents, HTML and PDF files are easily read by humans but are difficult for machines to interpret.

There is a substantial difference between structured, machine-readable data where you can access and compare any number of worldwide projects across a number of fields as opposed to searching dozens of websites or looking for information published in different PDF files. This difference has been quantified in the 2013 Index by allowing organisations to score more highly on 22 indicators depending on the format of publication. For example, data published in PDFs scores lower than data published in CSV, Excel or XML files.

In other cases, the scoring approach recognises that format is not so important – an annual report published in PDF is much the same as an annual report published on a webpage. However, where applicable, the inclusion of links to that PDF in an organisation's IATI data is more valuable – especially at the activity level – as it makes them easier to locate and identify.

<sup>9</sup> The data source for calculating annual ODA spend is the OECD DAC's Creditor Reporting System. The most recent CRS data available is from 2011. For those organisations that do not report to the DAC, the spend was calculated based on the most recent annual financial report. In the case of IFIs or DFIs that spend ODF as well as or instead of ODA, their ODF and ODA spend was calculated. Where no ODA or ODF data source was available, the figure was calculated based on total investment programme budget (for the EBRD and IFC) or loans disbursed to partner countries (for the EIB).

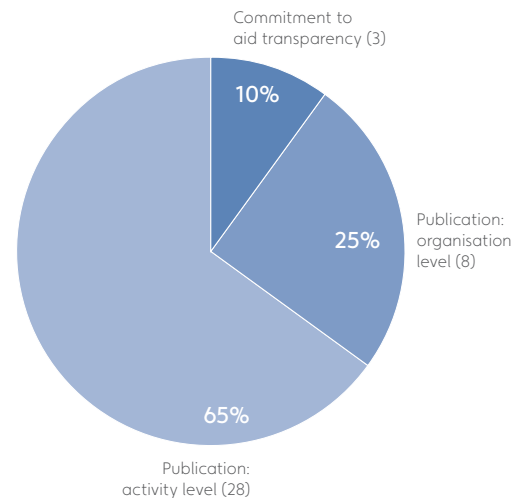
Organisations need to meet two of these criteria to be included in the Index. There are some donors that are spending more than USD 1bn per annum that have not been included, for example, Saudi Arabia and Turkey. Ideally we would like to rank all large donors but this is not possible at the present time. The Aid Transparency Tracker, the online platform used to collect the Index data, has been designed so that others can use it to collect and analyse data on different organisations. Please get in touch if you are interested in doing this: [2013tracker@publishwhatyoufund.org](mailto:2013tracker@publishwhatyoufund.org)

### Indicators, grouping and weighting

The Index uses 39 indicators in total, divided into those that measure commitment to aid transparency (three indicators) and those that measure publication of aid data (36 indicators). The publication indicators are further divided into organisation level and activity level, as in previous years. These two categories are further divided in sub-groups, based largely upon the sub-groups used in the common standard implementation schedule template.<sup>10</sup> The commitment category indicators account for 10% of the overall weight. Publication accounts for 90% of the overall weight. The organisation-level indicators account for 25% of the overall weight, while the activity-level indicators account for 65%. Within these categories, the indicator sub-groups are equally weighted.

Table 2 opposite provides a summary of the 39 indicators, including the sub-groups and the weight assigned to each indicator. There are three indicator

Chart 3. Grouping of 2013 indicators



categories covering **commitment to aid transparency** – reflecting the extent to which organisations have demonstrated an overall commitment to making their aid more transparent; **publication at organisation level** – looking at the availability of general planning and financial information; and **publication at activity level** – reflecting the extent to which organisations make aid information available on specific project activities in-country.

Some general scoring guidelines are provided below the table. For a more detailed scoring methodology, including the definitions used for each indicator, please see the separate technical paper. The paper includes a discussion on the different weighting options that were considered. A tool is provided on

the 2013 Index website, which allows you to reweight the data in line with your prioritisation and assessment of the importance of different types of information: [www.publishwhatyoufund.org/index/explore](http://www.publishwhatyoufund.org/index/explore).

### General scoring guidelines

- **Current data:** Data for each indicator must be current for an organisation to be able to score on the indicator. “Current” is defined as published within the 12 months immediately prior to the data collection period (1 May–31 July 2013), so information published on 1 May 2012 or later and that relates to that date or later is accepted as current. Information published after 1 May 2012 but relating to a period prior to then, for example 2011 DAC CRS data, is not accepted as current. Documents that are not current under this definition were accepted only if they are up to date with their regular cycle of publication, for example, annual audits and evaluation reports, or if they have explicit extensions into the current period written into them.
- **Date information:** For indicators with a date component (e.g. actual dates, planned dates), both the month and the year are required in order to score. In previous years, just the year was accepted for such indicators. They have been interpreted more strictly in 2013 in recognition of recipient countries’ need to map activities to their individual financial years rather than the calendar year.
- **Development focused:** For the handful of organisations whose primary mandate is not providing development assistance, the assessment of their aid transparency relates only to the development assistance aspect of their operations and not the transparency of the organisation more broadly.

<sup>10</sup> Available from the OECD website: [www.oecd.org/dac/aid-architecture/acommonstandard.htm](http://www.oecd.org/dac/aid-architecture/acommonstandard.htm).

Table 2. Summary table of indicators in 2013

Category	Sub-group	Indicator	Weight
Commitment to aid transparency	Commitment	1. Quality of FOI legislation	3.33%
		2. Implementation schedules	3.33%
		3. Accessibility	3.33%
Publication – Organisation level	Planning	4. Strategy	2.50%
		5. Annual report	2.50%
		6. Allocation policy	2.50%
		7. Procurement policy	2.50%
		8. Strategy (country)	2.50%
	Financial	9. Total organisation budget	4.17%
		10. Disaggregated budget	4.17%
		11. Audit	4.17%
Publication – Activity level	Basic activity information	12. Implementer	1.63%
		13. Unique ID	1.63%
		14. Title	1.63%
		15. Description	1.63%
		16. Planned dates	1.63%
		17. Actual dates	1.63%
		18. Current status	1.63%
		19. Contact details	1.63%
		Classifications	20. Collaboration type
	21. Flow type		1.86%
	22. Aid type		1.86%
	23. Finance type		1.86%
	24. Sectors		1.86%
	25. Sub-national location		1.86%
	26. Tied aid status		1.86%
	Related documents		27. Memorandum of Understanding
		28. Evaluations	2.17%
		29. Objectives	2.17%
		30. Budget docs	2.17%
		31. Contracts	2.17%
		32. Tenders	2.17%
	Financial	33. Overall cost	3.25%
		34. Planned expenditures	3.25%
		35. Actual expenditures	3.25%
		36. Budget ID	3.25%
	Performance	37. Results	4.33%
		38. Impact appraisals	4.33%
		39. Conditions	4.33%

- **Parent or subsidiary organisations:** Information for some organisations is held or managed by other organisations. In such cases, we look at both organisations for the information, i.e. the primary organisation under assessment as well as the organisation holding/publishing the information. For example, in the case of Norway, the majority of development assistance is administered by the Ministry of Foreign Affairs (MFA) but most activity-level information is found on the Norwegian Agency for Development Cooperation (Norad) website. In such cases, information published by both MFA and Norad is accepted.
- **Multiple sources:** For organisations which publish information to multiple databases or websites, information from all sources is accepted. For example, DG ECHO's data is published to both the European Disaster Response Information System (EDRIS) and the Financial Tracking Service (FTS) and both sources are accepted. If there are differences between the two information sources, the most recent information or the most accessible source is used.

### Data collection

We have designed a new, more user-friendly data collection tool, the Aid Transparency Tracker, to collect and share the data included in the Index.<sup>11</sup> The Tracker is an online platform that provides the underlying dataset for the Index. It includes three components – an automated data quality assessment tool; an online survey tool; and an implementation schedules tool. The Tracker highlights what information donors have committed to publish in their implementation schedules, as well as what they are currently publishing.

<sup>11</sup> See <http://tracker.publishwhatyoufund.org/>.

Most information included in the Index is gathered from what is published online by each organisation – either on their website, the IATI Registry, national platforms such as the U.S. Foreign Assistance Dashboard or the OECD common standard website (for implementation schedules). One indicator uses a secondary data source to assess the quality of Freedom of Information (FOI) legislation.<sup>12</sup>

There was a defined data collection period (1 May–31 July 2013) to ensure that all organisations are compared fairly at the same period in time. If the organisation is not an IATI publisher then all the information was collected via the manual survey. Surveys were completed in-house by Publish What You Fund. For the activity-level indicators, we look for information pertaining to the recipient country receiving the largest amount of aid by value from that donor agency.<sup>13</sup> To establish that information is consistently published at the activity-level, a minimum of five activities are selected within the largest recipient country (or thematic sector if the donor organises itself along thematic areas or sectors rather than by countries). As in previous years, donors and partner CSOs were invited to review the surveys and provide any updates or corrections

<sup>12</sup> The Global Right to Information (RTI) Rating is used as the data source to assess the quality of FOI legislation. The RTI Rating scores the strength of the legal framework in guaranteeing the right to information in a country. Based on a 61 indicator survey, the legislation is graded on a 150-point scale. This has been adapted to a three point framework for the Index indicator. As in 2012, a second scale was developed to score disclosure policies for non-bilaterals. This was guided by the principle that, while non-bilateral donors may not be legally obliged to disclose their information, many of them have disclosure policies and these should be taken into consideration rather than having a data gap or awarding them an average score for this indicator. For the RTI Rating methodology and full dataset, visit: [www.rti-rating.org/index.html](http://www.rti-rating.org/index.html).

<sup>13</sup> See footnote 9 for the data source.

as necessary. While checking and verifying data, organisations are also asked to confirm if the responses are representative as a whole.

For organisations that are publishing in IATI XML format, data collection follows a two-step process:

- First, their data is run through the data quality tool, which is designed to run automated checks and tests on each organisation's data, providing both a comparative view across organisations and granular details on each organisation's data. These tests are aggregated to produce scores for indicators to which they are relevant.<sup>14</sup>
- Next, for those indicators for which information is not published in IATI XML or does not pass the necessary tests, the data is collected via the survey.

The data quality tool automatically assesses the quality of donors' data published to IATI. The initial assessment was made available to donors via the Tracker in May 2013 and remained available for review and comment for three months until the end of July. The final set of IATI data was automatically collected on 31st July, so any improvements or changes to an organisation's IATI data during that period have been reflected in the final dataset used to compile the Index.

Only IATI data is collected and assessed automatically. The tests used to assess the data were designed by Publish What You Fund in consultation with IATI data experts. Several donors also provided feedback on the tests. As in previous years, all organisations are assessed against the same

<sup>14</sup> For more information on the data quality tests, visit the data quality tool page on the Aid Transparency Tracker: <http://tracker.publishwhatyoufund.org/publish/about/>.

indicators, meaning that a mixture of automatically and manually collected data can be used for the 28 IATI publishers included in 2013.<sup>15</sup>

### Measuring quality for IATI XML data

The quality of data published in IATI XML is assessed by running a series of tests on all current activity and organisation data packages being published. These tests have been designed to assess the availability, comprehensiveness and comparability of aid information and to determine whether an organisation's IATI data conforms to the IATI standard appropriately. Most of the tests have been derived directly from the IATI schemas, which provide formats for reporting data on various fields in IATI XML format. Some additional tests have been designed to check that data published in IATI XML is presented in a manner which allows for comparison across organisations. Tests are run against only those activities that are still ongoing or ended at most 13 months ago and only if they account for 20% or more of the organisation's country programmable aid budget. This is to ensure that the information gathered pertains to the period of assessment covered by the Index, i.e. information published on or after 1 May 2012, relating to that date or later. IATI files that are XML conversions of CRS data and do not contain any updated information for activities relating to or starting after 1 May 2012 were not accepted as current. For more information on the data quality and frequency tests conducted, please see the separate technical paper.

### IATI XML data and the IATI Registry

The IATI Registry is an important component of IATI publication, as it makes data discoverable and easier to access. IATI publishers "register" their IATI XML data, providing links back to the original source data – which remains on donors' own websites – and other useful metadata.

For the purposes of the 2013 Index, some donors<sup>16</sup> were unable to register their IATI XML data with the Registry by the 31 July data collection deadline. Publish What You Fund accepted IATI XML data from the donors' own websites, even if it was not registered with the IATI Registry, on the understanding that it would be in the near future. Donors provided Publish What You Fund with links to the source files via public URLs, where the data could be downloaded and automatically assessed. The URLs for the files are now published on the Aid Transparency Tracker. All four organisations were strongly encouraged to register their data with the IATI Registry and some have since done this.

Given that the rest of the Index methodology permits information to be taken into account no matter which website the information is provided on, it was felt it would be unfair to penalise these organisations. The focus in 2013 is on the **format** that data is published in and not the location. In the 2014 Index however, registering data with the IATI Registry will be a criterion on which donors will be assessed, given that the discoverability of IATI data, and the fact that it is accessible through a machine-readable list of the locations of the files from

different publishers, is an important aspect of the accessibility of IATI data (in addition to the structure of the files themselves).

### Comparing 2012 and 2013 results

There have been substantial improvements to the methodology, which means it is not possible to compare absolute scores in 2013 with absolute scores in previous years. Taking into account the publication format gives a more accurate picture of aid transparency. In 2012, organisations would have had either 0% or 100% of the score for an indicator regardless of format. In 2013, for 22 indicators, publishing in IATI XML format can score between 50% and 100%, while publishing a PDF can score only 16.67%. So an organisation that may have scored 100% for an indicator in 2012 may only score 16.67% in 2013 without changing its practice, due to the change in scoring method. The new, more nuanced methodology will be used in future years, making it possible to compare absolute scores going forward.

The set of organisations included in the Index changes slightly year on year. Therefore the ranking of 72 organisations in 2012 is not fully comparable with the ranking of 67 organisations in 2013. It is possible to compare individual indicators however; such as whether a higher proportion of organisations are now publishing annual reports or forward budgets.

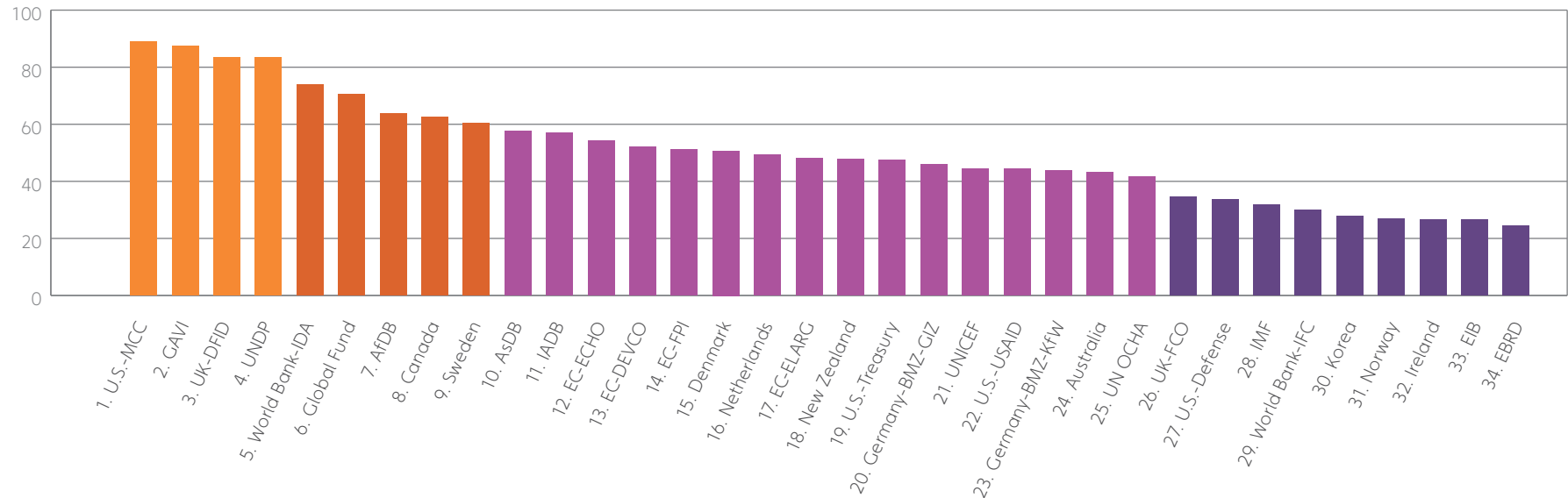
The performance of each organisation will affect the ranking of every other organisation, so a change in rank may not reflect a change in an organisation's own practice. However, it is likely that a large move up the ranking reflects a genuine change in practice since 2012.

<sup>15</sup> Finland and Spain are not included in this list of 28 IATI publishers. Although they both publish IATI data, it was not taken into consideration for the purposes of the Index as the data is historic. Current IATI data is only taken into consideration if it accounts for 20% or more of the organisation's country programmable aid budget.

<sup>16</sup> EC ECHO, EC Enlargement, U.S. MCC and U.S. Treasury.

## Section 3. Results

Chart 1: Overall ranking of 67 donor organisations



### Overall scores

The 2013 results demonstrate that there is a leading group of organisations publishing large amounts of useful information on their current aid activities. The top ranking agency is U.S. MCC scoring 88.9%, while China takes the last place scoring only 2.2%. At the top end, MCC (88.9%), GAVI (87.3%), UK DFID (83.5%) and UNDP (83.4%) are all nearly 10 or more percentage points ahead of the next highest donor. The average score for all organisations is comparatively low at 32.6%, with 40 organisations

scoring less than the average score. As in previous years, larger organisations generally perform better overall. Multilaterals as a group tend to score higher than bilaterals, although the performance of individual organisations within each group varies significantly.

Several organisations including the AfDB, Canada, EC ECHO, EC Enlargement, EC FPI, GAVI, Germany, UNDP, UNICEF, U.S. MCC and U.S. Treasury have made big improvements in 2013 by publishing more information in accessible and comparable formats

such as IATI XML or CSV, leapfrogging others that have not made any significant changes to the amount of information they publish, or publish in less useful formats such as websites or PDFs. The top 27 agencies all publish at least some information in IATI XML. Some IATI publishers fall into the poor category, however, because they are not publishing enough current or comprehensive information in IATI XML or in other formats.

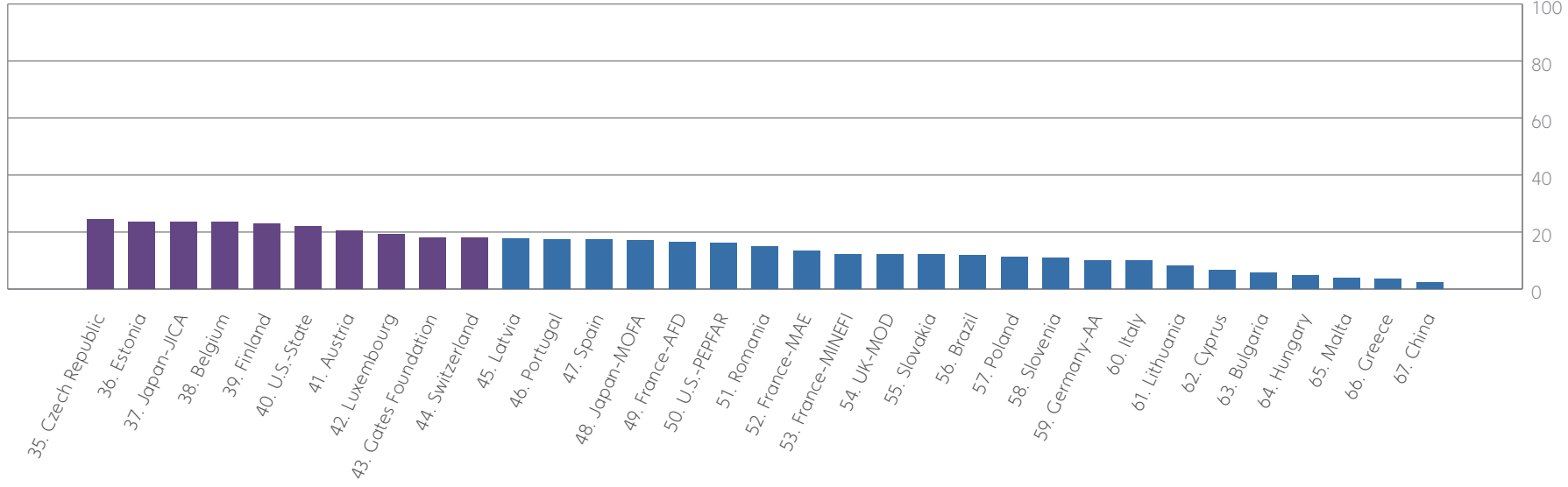


Table 3. Average scores by indicator and performance categories

Performance category	Indicator category			Average total score for each performance category	Number of organisations in each performance category
	Commitment	Publication – Organisation	Publication – Activity		
<b>Very Good</b> (80-100%)	72%	88%	87%	86%	4
<b>Good</b> (60-79%)	73%	68%	64%	66%	5
<b>Fair</b> (40-59%)	47%	49%	49%	49%	16
<b>Poor</b> (20-39%)	43%	38%	19%	26%	16
<b>Very Poor</b> (0-19%)	23%	21%	7%	12%	26

The table above shows the average scores for each indicator category (commitment, publication at organisation level and publication at activity level) for organisations placed in the five different performance categories (very good to very poor). The biggest difference is at the activity level, with organisations in the 'very good' and 'good' categories publishing information on their current activities far more consistently than those in the remaining three categories. As in 2011 and 2012, it is likely that some organisations may be scored too highly due to the survey sampling methodology of selecting information for activities in the organisation's largest recipient country. The need to use purposive, rather than

random, sampling means we cannot be sure whether the sampled information is truly representative. Neither random sampling nor the selection of an 'average' activity for each organisation are possible without knowing about all of the activities that donors are implementing in a particular country, and having that information in a structured, machine-readable format. However, including automatically assessed IATI data this year for the first time (where all activities, and not just a sample, are assessed) has hopefully mitigated these issues to a large extent for the 27 organisations that are publishing at least some current activity-level IATI data.



Table 1. Donor aid transparency in 2013

VERY GOOD	GOOD	FAIR	POOR	VERY POOR
(scores of 80–100%)	(scores of 60–79%)	(scores of 40–59%)	(scores of 20–39%)	(scores of 0–19%)
1. U.S.-MCC (88.9%) 2. GAVI (87.3%) 3. UK-DFID (83.5%) 4. UNDP (83.4%)	5. World Bank-IDA (73.8%) 6. Global Fund (70.6%) 7. AfDB (63.7%) 8. Canada (62.6%) 9. Sweden (60.4%)	10. AsDB (57.6%) 11. IADB (57.1%) 12. EC-ECHO (54.2%) 13. EC-DEVCO (52.1%) 14. EC-FPI (51.1%) 15. Denmark (50.7%) 16. Netherlands (49.4%) 17. EC-ELARG (48.1%) 18. New Zealand (47.8%) 19. U.S.-Treasury (47.4%) 20. Germany-BMZ-GIZ (45.9%) 21. UNICEF (44.3%) 22. U.S.-USAID (44.3%) 23. Germany-BMZ-KfW (43.7%) 24. Australia (43.1%) 25. UN OCHA (41.7%)	26. UK-FCO (34.7%) 27. U.S.-Defense (33.7%) 28. IMF (31.8%) 29. World Bank-IFC (30.1%) 30. Korea (27.9%) 31. Norway (26.9%) 32. Ireland (26.7%) 33. EIB (26.6%) 34. EBRD (24.5%) 35. Czech Republic (24.4%) 36. Estonia (23.6%) 37. Japan-JICA (23.5%) 38. Belgium (23.4%) 39. Finland (23.0%) 40. U.S.-State (22.1%) 41. Austria (20.4%)	42. Luxembourg (19.2%) 43. Gates Foundation (18.1%) 44. Switzerland (18.1%) 45. Latvia (17.8%) 46. Portugal (17.4%) 47. Spain (17.4%) 48. Japan-MOFA (17.2%) 49. France-AFD (16.3%) 50. U.S.-PEPFAR (16.1%) 51. Romania (14.8%) 52. France-MAE (13.3%) 53. France-MINEFI (12.2%) 54. UK-MOD (12.0%) 55. Slovakia (12.0%) 56. Brazil (11.8%) 57. Poland (11.3%) 58. Slovenia (10.8%) 59. Germany-AA (10.0%) 60. Italy (10.0%) 61. Lithuania (8.2%) 62. Cyprus (6.5%) 63. Bulgaria (5.7%) 64. Hungary (4.7%) 65. Malta (3.8%) 66. Greece (3.6%) 67. China (2.2%)

## Performance categories

The final results of the Index are an absolute percentage score for each organisation and a rank in relation to other organisations. Because the Index covers a large number of organisations, we wanted to provide a shorthand for comparing performance. As in previous years, we use performance categories to provide this shorthand. However, the changes in methodology in 2013 mean that absolute scores are lower. It is important to note that lower scores compared to previous years do not necessarily imply lower levels of transparency. It is therefore not appropriate to compare performance categories with previous years.

We have also renamed some of the five performance categories, which now range from 'very poor' to 'very good'. The latter reflects the outstanding quality and quantity of transparent data being published by the leading organisations.

### Very good

Four organisations are in the very good category in 2013: MCC, GAVI, UNDP and DFID. While DFID, with its strong institutional commitment to transparency and its early publication to IATI, has consistently been placed in the top category in previous years, MCC, GAVI and UNDP make it into the top category for the first time in 2013 due to their comprehensive publication in IATI format. DFID, MCC and UNDP in particular have invested in promoting access and use of their data by different user groups by launching high quality data portals or project databases. GAVI and MCC perform particularly well at the activity level scoring over 90% of the total possible points. MCC trails the rest for its organisation-level

information, scoring 78% of the total possible points, which is well under the category average of 88%.

### Good

Five organisations are in the good category in 2013. These organisations are World Bank IDA, the Global Fund, the African Development Bank, Canada and Sweden. Those that are in this performance category are all IATI publishers. In particular, the World Bank IDA has made significant efforts to improve the quality of its IATI publication over the past 12 months, scoring over 79% of the total possible points at the activity level. Canada also deserves special mention as it has improved its relative performance significantly compared to previous years. The AfDB published to IATI for the first time in June 2013. Both the AfDB and World Bank IDA updated their schedules during the course of the Index data collection period to include ambitious IATI implementation plans in the run up to the 2015 Busan deadline for full implementation of the common standard. The Global Fund, Canada and Sweden have also published ambitious schedules. Given their plans, it is expected that these organisations will improve further still in the years ahead. The organisations in this category on average score less than 50% for the sub-group of indicators focusing on general financial information (organisation budget, disaggregated budget and audit) and activity performance (results, impact appraisals and conditions) so these are information fields they need to improve.

### Fair

A total of 16 organisations are in the fair category, including some large, influential bilateral donors such as Germany, USAID and the Netherlands and all

four EC departments included in the Index – DEVCO, ECHO, Enlargement and FPI. All 16 organisations are publishing at least some information in IATI XML format. This category also has the biggest number of improvers, including three EC departments – ECHO, Enlargement and FPI – and Germany BMZ-GIZ, UNICEF, USAID and U.S. Treasury, all of whom started publishing IATI data in 2013. Both humanitarian agencies included in the Index are also in this category. New Zealand, an original signatory to IATI, published new IATI compliant files in July 2013. Two organisations – Denmark and the Netherlands – were in the top 10 in the 2012 Index but have slipped in the ranking this year despite their continued efforts to improve their aid transparency. They have been overtaken by others that are currently publishing more comprehensively. On average, organisations in this category tend to publish more information in the planning (64%), basic activity (79%) and classification (73%) indicator sub-groups than in other categories. However, they perform particularly poorly on the three performance indicators (results, impact appraisals and conditions), with an average score of just 7%.

### Poor

A total of 16 organisations are included in the poor category. The IMF, which is new to the Index in 2013, is the highest scorer among non-IATI publishers. Irish Aid, UK FCO and U.S. Defense are all IATI publishers but do not publish information comprehensively for all their activities. This is reflected in their low scores. Some large organisations are included in this category, such as the EIB, the IFC, Japan JICA and U.S. State. This is particularly disappointing given their scale and level of influence. Out of the 16 organisations, only the EBRD, IFC, IMF and Korea score for the sub-group

of indicators looking at performance (results, impact appraisals and conditions). Austria does not score for any of the six indicators included in the classifications sub-group (collaboration, flow, aid and finance type, sectors, sub-national location and tied aid status). Irish Aid and Korea KOICA do not score on any indicators in the activity-financial sub-group (including overall costs and planned and actual expenditures) and the UK Foreign and Commonwealth Office does not publish any activity documents at all.

### Very poor

Over a third of organisations (26 out of 67) included in the 2013 Index are placed in the very poor category. It includes a mix of organisations, ranging from some large and influential agencies, such as France’s AFD, MAE and MINEFI; Japan MOFA and the German Foreign Office, which is included for the first time in 2013; to 10 of the newer EU Member States, many of which have comparatively small development cooperation budgets and are still developing their systems. The two providers of south-south cooperation that are included in the Index – Brazil and China – are also in this category, with China scoring on just one indicator (quality of FOI legislation, for which it received 66 points out of a possible total of 100). None of the organisations in this category score on the indicators focusing on performance at the activity level (results, impact appraisals and conditions).

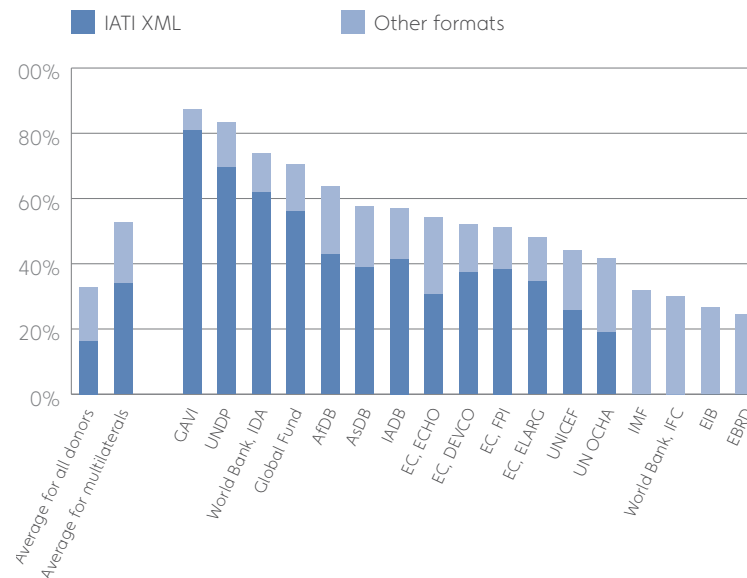
## Performance by type of organisation

**Bilaterals:** Bilateral donors as a group (average score of 26%) perform poorly compared to multilateral donors (average score of 53%). Over three quarters of bilateral donors are placed in the poor or very poor categories, with more bilaterals placed in the very poor category than in all other performance categories combined. It is also noticeable that of the 26 organisations included in the very poor category, 16 have small development cooperation budgets (under USD 100m) or are considered to be new or non-traditional donors. Nevertheless, some of the large, traditional bilaterals also appear low down in the ranking, including France, Japan, Norway, Spain, Switzerland and two U.S. organisations (Department of State and PEPFAR). For 22 indicators, more than half of all bilaterals publish no information at all. Only three (Korea, MCC, and UK DFID) publish

budget documents. Quality of FOI legislation is the only indicator for which most bilaterals score (only Cyprus, Luxembourg and Spain do not). Only 29 of the 49 bilateral agencies included in the Index publish information in machine-readable formats and the comprehensiveness of publication varies significantly between agencies.

**Multilaterals:** Multilaterals as a group do well in the Index, with 13 of the 17 placed in the very good, good or fair categories. The average overall score for multilaterals (53%) is significantly higher than the overall Index average (33%). Multilaterals are more likely to publish information in IATI XML format than bilaterals – 13 of the 17 multilaterals included in the Index publish information to IATI compared to 15 of the 49 bilaterals. GAVI (87%) and UNDP (83%) lie considerably ahead of the next class, which contains organisations scoring between 60% and 74%, including the AfDB, a new IATI publisher. The EBRD is the lowest ranking multilateral, scoring only 24.5%, reflecting the lack of comprehensiveness in the publication of organisation and activity-level data. The EBRD is the only multilateral agency that does not publish any information systematically in machine-readable formats. There are 15 indicators on which all multilaterals score. Fewer than half the multilateral donors score on conditions, MoU, results and sub-national location.

Chart 4. Multilaterals’ performance as a group



**International Financial Institutions:** As a subset of multilaterals, the IFIs<sup>17</sup> perform better than bilaterals but not as well as multilaterals overall. Only the AfDB is in the good category. The AsDB and IADB are placed at the top of the fair category, with less than one percentage point between their scores. The remaining IFIs are all in the poor category, with the EBRD (25%) ranking the lowest within this group. The EIB also performs poorly, scoring only 27%. It does not score at all on 15 indicators. A comparison may be drawn with the other non-EU IFIs, which have an average score of 44%.

**EU Member States:** As a group, the EU Member States perform poorly, scoring an average of only 23%, compared to the average score of 31% for non-EU bilaterals (looking only at principal aid agencies). The EU Member States represent 22% of the total volume of aid provided by agencies included in the Index and include several large aid providers. Only five of the 27 EU Member States (UK, Sweden, Denmark, Netherlands and Germany) appear in the top three categories.<sup>18</sup> The majority of the EU Member States are in the very poor category. This includes a mixture of large and small agencies. A total of eight EU Member States – Denmark, Finland, Germany, Ireland, Netherlands, Spain, Sweden and UK – are publishing to IATI; and in some cases for more than one agency or ministry, such as Germany, Sweden and the UK. Although both Finland and Spain publish IATI data, it was not taken into consideration for the purposes of the Index as

the data is not current. Some EU Member States with smaller development cooperation budgets – Czech Republic, Estonia and Latvia – have started publishing information on their aid activities in machine-readable formats including CSV or Excel.

### Organisation performance by size

As in previous years, large organisations generally score better than small ones. Very large organisations (spending over USD 10bn: World Bank IDA, EC DEVCO and USAID) have an average score of 57% while very small donors (12 donors spending under USD 100m) have an average score of only 12%. Large does not necessarily equate to being more transparent however, with donors of all sizes appearing throughout the ranking. The performance of small and medium-sized donors is more varied. One medium and two small donors – MCC, GAVI and UNDP – are placed in the top-most performance category; three medium-sized donors – Canada, the Global Fund and Sweden – are in the good category and a total of 11 medium or small donors are in the fair category.

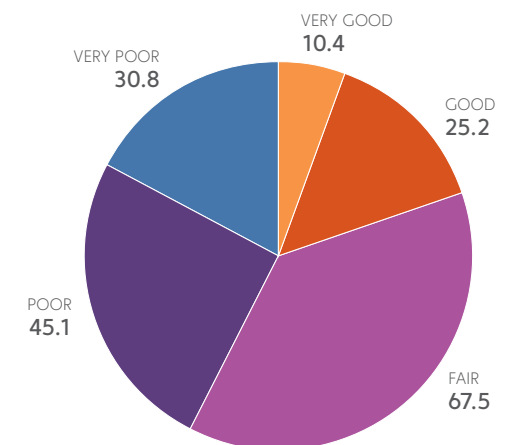
Of the value of total aid provided by all donors included in the Index, less than 20% can be considered to be 'very good' or 'good' in transparency terms. Nearly 40% of aid comes from organisations that are only 'fair', while the transparency of 42% of all aid by value is 'poor' or 'very poor'.

## Performance across indicators

### Commitment

This category of indicators reflects the extent to which organisations have demonstrated an overall commitment to making their aid more transparent. The average score for this category is 40% of the total possible score. Cyprus is the only donor that does not score at all for commitment to transparency. 35 of 67 organisations have project databases or data portals, which are assessed as part of the accessibility indicator. Only nine – Canada, DFID, ECHO, IFC, MCC, Norway, Sweden, UNDP and World Bank IDA – score on all three criteria used for this indicator (allows free bulk export of data; provides disaggregated, detailed data on activities; and data is released under an open

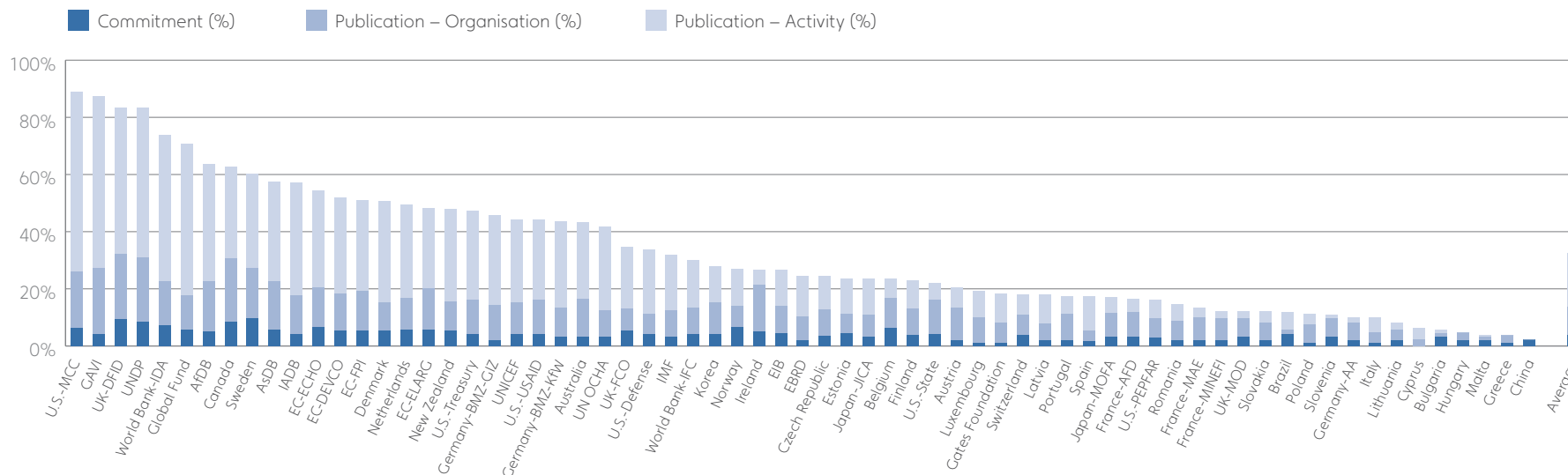
Chart 5. Volume of aid in performance categories (USD bn)



<sup>17</sup> Seven organisations are considered to be IFIs in the 2013 Index: AfDB, AsDB, EBRD, EIB, IADB, IMF and World Bank IFC.

<sup>18</sup> Croatia is not included in this analysis as data collection began before Croatia acceded to the EU on 1 July 2013.

Chart 6. Performance across the commitment, organisation and activity levels



licence). 36 out of 67 donors have produced IATI or common standard implementation schedules – of which 26 are less than ‘ambitious’ schedules.

### Publication – organisation level

This category of indicators reflects the extent to which organisations are making available planning and financial information relating to their organisation as a whole. Organisations’ planning information is most likely to be published; both GAVI and MCC score the highest possible score for this sub-group of indicators (strategy, annual report, allocation policy, procurement policy and country strategy). 10 others score over 90% of the total possible score. China is the only one

that does not score on any organisation planning indicators. The information items most likely to be published in some format at this level are: the annual report, organisation strategy (both published by 60 out of 67 organisations), allocation policy and procurement policy (both published by 59 out of 67). 21 organisations do not consistently publish country-specific strategies.

Basic organisation financial information such as total budget, disaggregated budgets and audit is much less likely to be published, although Canada, DFID, GAVI and UNDP all score well in this category (over 80% of the total possible score for this sub-group of indicators). 10 donors do not score at all for publishing these indicators: Brazil, Bulgaria, China, Cyprus,

Greece, Hungary, Italy, Lithuania, Malta and Spain. In addition, the EBRD, Gates Foundation and Japan MOFA, do not publish any forward-looking budgets.

### Publication – activity level

The third category of indicators reflects the extent to which organisations make aid information available on specific activities. The results show that organisations are still struggling to publish activity-level information consistently, on average scoring less than a third of the total possible score for this category of indicators. Most activity information that is published is basic, such as the implementing organisation, unique activity ID, title, description, planned and actual dates, current status

and contact details; although only 53 out of 67 organisations publish project titles consistently. 52 organisations do not publish budget documents, 19 do not publish the overall cost of activities and 33 do not publish the current status of activities.

The publication of added-value fields (sub-national location, results, conditions and project documents) continues to be poor. Activity performance information (information on results, conditions and impact appraisals) is least likely to be published, with 46 organisations not scoring on any of these indicators. GAVI and MCC score very highly for these indicators, however, getting scores of over 90% for this type of information. Nine donors (China, Cyprus, Greece, Hungary, Italy, Japan MOFA, Lithuania, Malta and UK FCO) score zero for activity documents. Only GAVI and MCC publish information linking aid to recipient budgets.

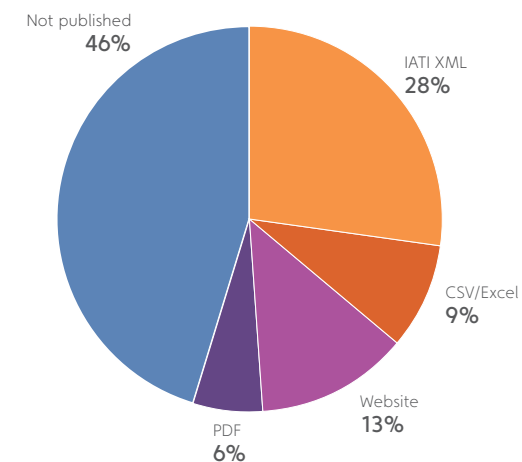
### Format matters

While many donors do publish a lot of information, much of it remains hard to find and it is not made available in accessible or comparable formats. For the 22 indicators that are scored based on the format in which the data is published, lack of publication remains the biggest issue. Almost half of the information is not published at all. For information that is published, just under a third is published in IATI XML format and one quarter is published in other formats. (See p.8 for more on data formats and the characteristics of high quality data.)

For these 22 indicators, some notable organisations publish no machine-readable data at all: France AFD, MAE and MINEFI, Germany Foreign Office, Japan MOFA and JICA, Switzerland, U.S. State, PEPFAR, and several other agencies in the very poor category.

Some organisations are noticeable for publishing a large proportion of their data in PDF format: IMF, PEPFAR, Romania, Slovakia and Slovenia. For three of the 22 indicators that score format – total budget, disaggregated budgets and results – over a third of the information published is only available in PDFs.

Chart 7. Format of publication for the 22 indicators that are scored based on format



# Section 4. Conclusions and Recommendations

## Conclusions

### Conclusion A:

The top Index performers are now publishing large amounts of accessible, timely, comparable and comprehensive information about their aid.

- This group has demonstrated **real political commitment** to implement the promises made in Busan to start publishing to a common open standard in 2013.
- Over the past year, there has been a **dramatic increase in the amount of information being published** in the most useful formats; and for the first time all IATI fields are being used.
- **Several multilateral and bilateral donors have published data in IATI XML format for the first time**, including four U.S. agencies, three EC departments, the African Development Bank, Denmark, Germany, New Zealand and UNICEF.

### Conclusion B:

The usefulness of information being made available remains mixed – some of it is out of date or in unhelpful formats.

- Although a lot more information is being published, **it is not always accessible and comparable, often being buried in PDFs or hard-to-navigate websites**. Unless it is published in machine-readable formats, information remains difficult to compare and use.
- **Some information published to IATI contains nothing new** – it is simply converted historic data. This means that it is out of date, or has no new information added on current or future activities.
- **Information that adds descriptive and evaluative value** – such as sub-national location, budget documents, conditions, impact appraisals and results – is too rarely published.

### Conclusion C:

Many organisations need to increase their ambition and show political commitment in order to fulfil their international transparency obligations.

- The **average Index score is just 32.6%**. This means that most aid information is still not published in a timely, standardised way – which is essential for it to be useful.
- **Too much of the information published is patchy** – information needs to be consistently published on all activities for it to be useful.
- The majority of organisations in the poor and very poor categories **have committed to implementing the Busan common standard**. They need to work hard over the coming year to catch up if they are going to implement fully by the end of 2015.

## Recommendations

### Recommendation A:

All development actors need to publish more information to IATI.

- **Information should be published consistently** for all current and planned activities.
- **Data should be provided in all relevant IATI fields.** This means collecting and publishing new information, for example on results, traceability, geo-coded location and forward flows.
- **Financial data is not enough on its own.** Details and documents on the objectives, design and results of individual activities are also important.

### Recommendation B:

Publishers need to improve their data quality to make it more useful.

- **Information needs to be as timely as possible.** Quarterly updates are good; monthly are great. Automating publication makes it easy and cheap to publish to IATI frequently, using information recorded in organisations' internal systems.
- **Publication must conform accurately to the IATI standard,** so that information is fully comparable between organisations.
- **Publishers need to improve their overall record keeping systems,** capturing more and better information in a structured format. Building IATI into information management systems will make it easy to "publish once and use often" for both internal and external purposes.

### Recommendation C:

Everyone can benefit from using IATI data.

- **Development actors can increase their effectiveness by using their own** – and other publishers' – IATI data when planning new projects and programmes.
- **Recipient governments should use IATI data** in their aid information management systems and in their decision making and budget processes.
- **Organisations should improve their information portals and build IATI data into them,** so that citizens can access and compare aid information.



## Section 5. Individual Organisation Profiles

This section provides detailed information on selected donor organisations included in the ranking. There is a table and a chart included for each organisation. The table on the left hand side shows the organisation's overall percentage score and performance in the ranking and its level of engagement with IATI. The chart shows the organisation's performance across each of the 39 indicators, with a tick or a cross included depending on whether the indicator was scored or not. The chart is colour coded to show the format that the information is published in.

Each profile contains:

- A summary of policy commitments and frameworks
- Analysis drawn from the Index findings
- Recommendations

Comparisons between different organisations can be made on the 2013 Aid Transparency Index website using the interactive data visualisation tool: [www.publishwhatyoufund.org/index/explore](http://www.publishwhatyoufund.org/index/explore).

## African Development Bank

GOOD	
#7 out of 67	63.7% overall score
Signed IATI: April 2011 Started publishing: July 2013	

Commitment	Publication – Organisation level		Publication – Activity level															
Commitment	Planning		Financial		Basic activity information					Classifications			Related documents		Financial		Performance	
<input checked="" type="checkbox"/> FOIA <input checked="" type="checkbox"/> Schedules <input checked="" type="checkbox"/> Accessibility	<input checked="" type="checkbox"/> Strategy <input checked="" type="checkbox"/> Annual report <input checked="" type="checkbox"/> Allocation policy <input checked="" type="checkbox"/> Procurement policy <input checked="" type="checkbox"/> Strategy (country)	<input checked="" type="checkbox"/> Total budget <input checked="" type="checkbox"/> Disag budget <input checked="" type="checkbox"/> Audit	<input checked="" type="checkbox"/> Implementer <input checked="" type="checkbox"/> Unique ID <input checked="" type="checkbox"/> Title <input checked="" type="checkbox"/> Description <input checked="" type="checkbox"/> Planned dates <input checked="" type="checkbox"/> Actual dates <input checked="" type="checkbox"/> Current status <input checked="" type="checkbox"/> Contact details	<input checked="" type="checkbox"/> Collaboration type <input checked="" type="checkbox"/> Flow type <input checked="" type="checkbox"/> Aid type <input checked="" type="checkbox"/> Finance type <input checked="" type="checkbox"/> Sectors <input checked="" type="checkbox"/> Sub-nat. location <input checked="" type="checkbox"/> Tied aid status	<input checked="" type="checkbox"/> MoU <input checked="" type="checkbox"/> Evaluations <input checked="" type="checkbox"/> Objectives <input checked="" type="checkbox"/> Budget docs <input checked="" type="checkbox"/> Contracts <input checked="" type="checkbox"/> Tenders	<input checked="" type="checkbox"/> Overall cost <input checked="" type="checkbox"/> Planned expenditures <input checked="" type="checkbox"/> Actual expenditures <input checked="" type="checkbox"/> Budget ID	<input checked="" type="checkbox"/> Results <input checked="" type="checkbox"/> Impact appraisals <input checked="" type="checkbox"/> Conditions											

The AfDB should be congratulated for beginning publication to the IATI standard in June 2013 and for updating its implementation schedule to include more ambitious plans for future publication. The AfDB currently plans to publish to over 80% of IATI fields by 2015. The schedule covers the African Development Bank, the African Development Fund and the Nigerian Trust Fund. AfDB's Project Portfolio database provides basic activity information, although this information cannot be downloaded in machine-readable formats. The AfDB's updated Disclosure and Access to Information Policy came into effect in February 2013, making disclosure the rule rather than the exception and including a right of appeal. The AfDB has also endorsed the Open Aid Partnership.

The AfDB scores 63.7%, placing it in the good category. It performs well on planning data at the organisation level and on activity classifications. Work remains to be done on organisation-level financial data, activity-level financial and performance data and the provision of links to activity documents. Overall, it is the highest scoring IFI and regional development bank. Of the seven IFIs included in 2013,<sup>19</sup> the AfDB is one of only two that publish information on sub-national location and the only one to publish it in its IATI data. Of the indicators that take format into account, over two thirds are published by the AfDB in machine-readable formats. However, its IATI publication does not include some important fields such as dates, overall activity cost, results and disaggregated budgets.

### Recommendations

- The AfDB should improve its publication to IATI so it is comprehensive and uses all fields – including forward-looking budget data, planned and actual project dates, overall activity costs, structured performance data and links to project documents.
- It should aim to improve its frequency of publishing on a monthly basis.
- The AfDB should work with IATI to develop specific guidance and an extension to the IATI standard for IFIs and DFIs.

## Asian Development Bank

FAIR	
#10 out of 67	57.6% overall score
Signed IATI: October 2009 Started publishing: November 2011	

Commitment	Publication – Organisation level		Publication – Activity level															
Commitment	Planning		Financial		Basic activity information					Classifications			Related documents		Financial		Performance	
<input checked="" type="checkbox"/> FOIA <input checked="" type="checkbox"/> Schedules <input checked="" type="checkbox"/> Accessibility	<input checked="" type="checkbox"/> Strategy <input checked="" type="checkbox"/> Annual report <input checked="" type="checkbox"/> Allocation policy <input checked="" type="checkbox"/> Procurement policy <input checked="" type="checkbox"/> Strategy (country)	<input checked="" type="checkbox"/> Total budget <input checked="" type="checkbox"/> Disag budget <input checked="" type="checkbox"/> Audit	<input checked="" type="checkbox"/> Implementer <input checked="" type="checkbox"/> Unique ID <input checked="" type="checkbox"/> Title <input checked="" type="checkbox"/> Description <input checked="" type="checkbox"/> Planned dates <input checked="" type="checkbox"/> Actual dates <input checked="" type="checkbox"/> Current status <input checked="" type="checkbox"/> Contact details	<input checked="" type="checkbox"/> Collaboration type <input checked="" type="checkbox"/> Flow type <input checked="" type="checkbox"/> Aid type <input checked="" type="checkbox"/> Finance type <input checked="" type="checkbox"/> Sectors <input checked="" type="checkbox"/> Sub-nat. location <input checked="" type="checkbox"/> Tied aid status	<input checked="" type="checkbox"/> MoU <input checked="" type="checkbox"/> Evaluations <input checked="" type="checkbox"/> Objectives <input checked="" type="checkbox"/> Budget docs <input checked="" type="checkbox"/> Contracts <input checked="" type="checkbox"/> Tenders	<input checked="" type="checkbox"/> Overall cost <input checked="" type="checkbox"/> Planned expenditures <input checked="" type="checkbox"/> Actual expenditures <input checked="" type="checkbox"/> Budget ID	<input checked="" type="checkbox"/> Results <input checked="" type="checkbox"/> Impact appraisals <input checked="" type="checkbox"/> Conditions											

The AsDB published an implementation schedule in August 2012, committing to 100% coverage of Asian Development Fund flows and sovereign operations of the Ordinary Capital Resources of the AsDB in its IATI data. The AsDB should be congratulated for being on target with most of the plans outlined in its implementation schedule and for its efforts to improve its IATI publication in 2012–2013. It currently plans to publish to 70% of IATI fields by 2015. The AsDB's Project Records database provides comprehensive activity-level information in machine-readable formats and includes links to several project documents. The AsDB's Public Communications Policy was updated in 2011, expanding disclosure and clarifying exceptions.

The AsDB scores 57.6%, placing it at the top of the fair category. It performs well on basic and classification information at the activity level and on planning information at the organisation level. It performs less well on the provision of links to activity documents and on organisation financial and activity performance data. The AsDB ranks second among seven IFIs included in 2013. Of the indicators that take format into account, over three quarters are published in machine-readable formats. However, the AsDB's IATI publication does not include some important fields such as implementer, overall cost and forward-looking budgets. It does not publish information on sub-national location, conditions, impact appraisals and MoUs consistently for all its projects.

### Recommendations

- The AsDB should continue to improve its publication to IATI so it is comprehensive and uses all fields – including implementing organisation, overall activity costs, forward-looking budget data, structured performance data and links to project documents. The AsDB's IATI files should be refreshed on at least a quarterly, and preferably a monthly basis.
- The AsDB should consider updating its ambitious implementation schedule with the aim of full implementation of the IATI standard by the end of 2015.
- It should work with IATI to develop specific guidance and an extension to the IATI standard for IFIs and DFIs.

19 The IFIs included in the 2013 Index are the AfDB, AsDB, EBRD, EIB, IADB, IFC and IMF.

## Australia – Australian Agency for International Development

FAIR	
#24 out of 67	43.1% overall score
Signed IATI: September 2008 Started publishing: September 2011	

Commitment	Publication – Organisation level			Publication – Activity level																																	
Commitment	Planning		Financial	Basic activity information					Classifications			Related documents		Financial	Performance																						
FOIA Schedules Accessibility	Strategy	Annual report	Allocation policy	Procurement policy	Strategy (country)	Total budget	Disag. budget	Availt	Implementer	Unique ID	Title	Description	Planned dates	Actual dates	Current status	Contact details	Collaboration type	Flow type	Aid type	Finance type	Sectors	Sub-nat. location	Tied aid status	MoU	Evaluations	Objectives	Budget docs	Contracts	Tenders	Overall cost	Planned expenditures	Actual expenditures	Budget ID	Results	Impact appraisals	Conditions	
✓✓✓	✓	✓	✓	✓	✓	✓	✓	✓	✗	✓	✓	✓	✓	✓	✓	✓	✗	✓	✓	✓	✗	✗	✗	✓	✓	✗	✗	✗	✓	✓	✗	✗	✗	✗	✗	✗	✗

Australia is an original IATI signatory. AusAID updated its implementation schedule in July 2013; however, its schedule is still unambitious, lacking plans for publishing any of the added-value IATI fields or even detailed financial data. More positively, AusAID is planning to start publishing at least quarterly from March 2014, and information from other aid-spending government departments is due to be included by September 2013. Australia joined OGP in May 2013 and is currently in the process of developing a National Action Plan. AusAID's Transparency Charter, promising full participation in IATI, was launched in November 2011, leading to an upgraded website, the publication of project documents and the provision of local language web pages and geo-coded data.<sup>20</sup>

Australia scores 43.1%, placing it in the fair category. Although Australia is an IATI publisher, there is a clear need for improvement in the quality of its IATI data. It is the seventh lowest scoring IATI publisher amongst bilateral organisations (ahead of only the UK FCO, U.S. Department of Defense, Irish Aid, Finland, U.S. Department of State and Spain). Australia performs well on organisation planning and basic activity information for which it posts scores that are above the average for the fair category. Australia scores less well on activity financial information and the inclusion of links to its activity documents in its IATI data. Some activity documents appear to be available on AusAID's website, suggesting that they could also be published through its IATI feed.

### Recommendations

- AusAID should improve its publication to IATI so it is comprehensive and uses all fields. It should update its implementation schedule by early 2014 so it is more ambitious, aiming for full implementation of the IATI standard and monthly publication by the end of 2015.
- AusAID should work with other Australian aid-spending departments to publish to IATI and to promote access and use of Australian aid information via an open data portal.
- Australia should produce an OGP National Action Plan to include stretching commitments on implementing IATI.

20 [www.aid.gov.au/about/pages/transparency.aspx](http://www.aid.gov.au/about/pages/transparency.aspx).

## Canada – Canadian International Development Agency

GOOD	
#8 out of 67	62.6% overall score
Signed IATI: November 2011 Started publishing: October 2012	

Commitment	Publication – Organisation level			Publication – Activity level																																
Commitment	Planning		Financial	Basic activity information					Classifications			Related documents		Financial	Performance																					
FOIA Schedules Accessibility	Strategy	Annual report	Allocation policy	Procurement policy	Strategy (country)	Total budget	Disag. budget	Availt	Implementer	Unique ID	Title	Description	Planned dates	Actual dates	Current status	Contact details	Collaboration type	Flow type	Aid type	Finance type	Sectors	Sub-nat. location	Tied aid status	MoU	Evaluations	Objectives	Budget docs	Contracts	Tenders	Overall cost	Planned expenditures	Actual expenditures	Budget ID	Results	Impact appraisals	Conditions
✓✓✓	✓	✓	✓	✓	✓	✓	✓	✓	✓	✓	✓	✓	✓	✓	✓	✓	✗	✗	✗	✗	✓	✓	✓	✗	✓	✓	✓	✓	✓	✓	✗	✗	✓	✗	✓	✓

The amalgamation of CIDA with the Department of Foreign Affairs and International Trade (DFAIT) was announced in March 2013. The new Department of Foreign Affairs, Trade and Development (DFATD) was only established in June 2013, meaning that information on any aid activities conducted by DFAIT was not assessed.

CIDA should be congratulated for beginning publication to the IATI standard in October 2012. Its ambitious implementation schedule shows that CIDA plans to publish to over 90% of IATI fields by 2015 for the entirety of its ODA. CIDA is also piloting the IATI budget identifier. No plans have been released for publishing IATI information from other departments, notably the Department of Finance, the second largest allocator of

Canadian ODA. Canada is a member of OGP and has included IATI in its National Action Plan. In June 2013, all G8 countries reaffirmed their commitment to implement the Busan common standard by 2015. The government's open data portal, [data.gc.ca](http://data.gc.ca), includes CIDA's IATI data. Canada has also endorsed the Open Aid Partnership.

CIDA performs well on basic activity data and on organisation-level planning and financial information. Some work remains to be done at the activity level on financial, performance and classification data and the provision of links to related activity documents in its IATI data. Of the indicators that take format into account, over two thirds are published in machine-readable formats. However, CIDA does not score for several indicators, including actual expenditure.

### Recommendations

- DFATD should continue to improve on CIDA's publication to IATI and extend it to cover the entire department's development activities (including what was DFAIT spending). Its IATI publication should use all fields, including structured performance data and links to project documents, and be refreshed on a monthly basis.
- DFATD should complete its pilot of the IATI budget identifier and share lessons with the IATI community.
- Canada should update its OGP National Action Plan to include more stretching commitments to implement IATI fully.

## Denmark – Ministry of Foreign Affairs

FAIR	
#15 out of 67	50.7% overall score
Signed IATI: September 2008 Started publishing: January 2013	

Commitment	Publication – Organisation level			Publication – Activity level														
Commitment	Planning		Financial	Basic activity information					Classifications					Related documents			Financial	Performance
FOIA Schedules Accessibility	Strategy Annual report Allocation policy Procurement policy Strategy (country)	Total budget Disorg budget Audit	Implementer Unique ID Title Description Planned dates Actual dates Current status Contact details	Collaboration type Flow type Aid type Finance type Sectors Sub-nat. location Tied aid status	MoU Objectives Budget docs Contracts Tenders	Overall cost Planned expenditures Actual expenditures Budget ID	Results Appraisals Conditions											

The 2013 Index takes into account information published by the Danish Ministry of Foreign Affairs (MFA) and Danida. Danida is the term used for Denmark's development cooperation, which is an area of activity under the MFA.<sup>21</sup>

Denmark should be congratulated for beginning to publish to IATI in January 2013. It is a founding IATI signatory and has published an ambitious implementation schedule. Denmark is planning to publish to 68% of IATI fields but this does not include results or conditions. It is a member of OGP and has a National Action Plan. It launched a new aid transparency initiative in January 2013, including a feedback mechanism on Danida, access to policy documents and an updated database.<sup>22</sup> Information can also be found in annual data extracts from Danida's Programme and

Project Orientation (PPO) database posted on its website.

Denmark is the fifth-highest scoring bilateral. Its relative decline in its overall position in the Index can be attributed to more comprehensive IATI publication by other organisations. Compared to other donors in the fair category, Denmark performs particularly well on basic activity information, including classifications, but poorly on performance and organisation planning data, partly because it does not publish an IATI organisation file. Of the indicators measured by format, over two thirds are published in machine-readable formats. Activity documents and sub-national location data are scheduled for inclusion in Denmark's IATI feed by the end of 2015. Denmark's IATI data is in a single large file, making it harder to process.

### Recommendations

- The MFA should improve its publication to IATI so it is comprehensive, uses all fields and includes an organisation file. It should also update its implementation schedule accordingly. It should start publishing monthly to IATI and should segment its IATI data into one file per country or region.
- It should make information included in the PPO database available in machine-readable format.
- Denmark should update its OGP National Action Plan to include more stretching commitments to implement IATI fully.

## European Bank for Reconstruction and Development

POOR	
#34 out of 67	24.5% overall score
Has not signed IATI	

Commitment	Publication – Organisation level			Publication – Activity level														
Commitment	Planning		Financial	Basic activity information					Classifications					Related documents			Financial	Performance
FOIA Schedules Accessibility	Strategy Annual report Allocation policy Procurement policy Strategy (country)	Total budget Disorg budget Audit	Implementer Unique ID Title Description Planned dates Actual dates Current status Contact details	Collaboration type Flow type Aid type Finance type Sectors Sub-nat. location Tied aid status	MoU Objectives Budget docs Contracts Tenders	Overall cost Planned expenditures Actual expenditures Budget ID	Results Appraisals Conditions											

The EBRD has not signed IATI. Information on development finance provided by the EBRD is available in a database which includes project summary documents.<sup>23</sup> The EBRD's 2011 Public Information Policy demarcates public and confidential information. However, it does not follow best practice on exceptions for commercial interest and third parties or for internal deliberations.

The EBRD scores 24.5%, placing it in the poor category. It is the lowest ranking of both IFIs and multilateral organisations included in the Index. However, it does score for publishing performance information and posts scores above the poor category average on organisation planning, activity

classification information and the provision of project documents. It lags on commitment indicators and on organisation and activity financial information. It is the only IFI to not score on the total budget indicator. It scores lower than all other IFIs on commitment, organisation and activity financial information. Of the 22 indicators that take format into account, none are published by the EBRD in machine-readable formats, even though 12 of these are published in other formats on its website. The EBRD does not score on 14 of the 39 indicators included in the Index.

### Recommendations

- The EBRD should join IATI and begin publishing to the IATI standard in 2014 so it can aim towards compliance with the standard by the end of 2015.
- It should produce an ambitious implementation schedule by early 2014 that aims to fully implement the IATI standard by the end of 2015.
- The EBRD should work with IATI to develop specific guidance and an extension to the IATI standard for IFIs and DFIs.

21 For more on Danida's areas of responsibility visit: <http://um.dk/en/danida-en/about-danida>.

22 See <http://um.dk/en/danida-en/about-danida/danida-transparency>.

23 [www.ebrd.com/saf/search.html?type=project](http://www.ebrd.com/saf/search.html?type=project).

## European Commission

The 2013 Index assessed the transparency of four departments of the European Commission (EC): DG Enlargement, EuropeAid Development and Cooperation (DG DEVCO), DG Humanitarian Aid and Civil Protection (ECHO) and the Service for Foreign Policy Instruments (FPI). While DG DEVCO is considered to be the main implementing agency for EU external assistance, accounting for 75% of the EC's ODA, substantial flows and activities are managed by other departments. Smaller amounts of the EU's external assistance flow through a number of other Directorates-General such as Agriculture and Rural Development (AGRI), Economic and Financial Affairs (ECFIN), Education and Culture (EAC) and Regional and Urban Policy (REGIO).<sup>24</sup> The EC coordinates with the European External Action Service (EEAS) on external and development policy. The profiles for DG DEVCO, ECHO, DG Enlargement and FPI are found on the following pages. The other EU institution covered in the Index is the European Investment Bank, on p.34.

The EC should be congratulated for rolling out IATI implementation across the main aid-spending departments, following DG DEVCO's initial publication in October 2011. DG Enlargement, ECHO and FPI all published to the IATI standard in July 2013. The Commission is an original signatory to IATI and has played an active role in the development of the standard and its incorporation within the Busan common standard. It plays an important role within the EU on aid transparency, providing advice to Member States on fulfilling their commitments to the Busan common standard, of which IATI is a core component, and internationally within the framework of the Global Partnership for Effective Development Cooperation.

The European Commission and EU Member States have committed to the EU Transparency Guarantee with the aim of disclosing all information on aid programmes in a common standard format so that it can be more easily accessed, shared and published.<sup>25</sup> The EC is responsible for publishing the annual EU Accountability Report on Financing for Development, which monitors EU progress on a wide range of commitments on aid quantity and quality – including aid effectiveness and transparency – and provides the basis for further EU action. The 2013 Accountability Report<sup>26</sup> refers to the 2012 Aid Transparency Index and analysis of implementation schedules.<sup>27</sup> The EC intends to collate and visualise its IATI data through the TR-AID portal, run by the Joint Research Centre.<sup>28</sup>

The four EC departments are all placed in the fair category, reflecting their significant investments in transparency over the past year. Only six percentage points separate the highest performer, ECHO (ranked 12th), from the lowest, DG Enlargement (ranked 17th). DG DEVCO, FPI and DG Enlargement score similarly on many indicators, reflecting a degree of shared information systems. Only ECHO publishes actual dates, forward budgets and tied aid status in its IATI data and scores on the survey for accessibility of its portal and the provision of objectives and impact appraisals. DG DEVCO leads on the provision of sub-national location data.

While substantial information on assistance provided by these EC departments is published in action or project fiches, much of this information is aggregated at the programme or sector level and does not include comprehensive information on individual projects. No EC departments systematically publish budget documents, results or conditions for individual activities, nor do they consistently publish MoUs with partner countries.

### Recommendations

- **The EC should continue to champion improved aid transparency in international fora and within the EU, in particular by supporting EU Member States in publishing to IATI by 2015.**
- **The EC should continue to strengthen the transparency of its external assistance by ensuring that all departments managing EU external funding publish to IATI. The EC should take steps to promote publication to IATI among implementing partners of EC aid.**
- **The EC should actively use its IATI data in its programming and coordination processes and promote the use of this information by others via an open data portal.**

- 24 For a more complete picture, see the Annual Report 2012 on the European Community's Development and External Assistance Policies and their Implementation in 2011: [http://ec.europa.eu/europeaid/multimedia/publications/publications/annual-reports/2012\\_en.htm](http://ec.europa.eu/europeaid/multimedia/publications/publications/annual-reports/2012_en.htm).
- 25 [http://consilium.europa.eu/uedocs/cms\\_data/docs/pressdata/EN/foraff/126060.pdf](http://consilium.europa.eu/uedocs/cms_data/docs/pressdata/EN/foraff/126060.pdf).
- 26 Available at: [http://ec.europa.eu/europeaid/what/development-policies/financing\\_for\\_development/documents/financing\\_for\\_dev\\_2013\\_accountability\\_report\\_01\\_en.pdf](http://ec.europa.eu/europeaid/what/development-policies/financing_for_development/documents/financing_for_dev_2013_accountability_report_01_en.pdf).
- 27 [www.publishwhatyoufund.org/resources/international-aid-transparency-initiative-iati/implementation-schedules/](http://www.publishwhatyoufund.org/resources/international-aid-transparency-initiative-iati/implementation-schedules/)
- 28 <https://tr-aid.jrc.ec.europa.eu>.

## DG Development and Cooperation – EuropeAid

FAIR	
#13 out of 67	52.1% overall score
Signed IATI: September 2008 Started publishing: October 2011	

Commitment	Publication – Organisation level		Publication – Activity level				
Commitment	Planning	Financial	Basic activity information	Classifications	Related documents	Financial	Performance
FOIA Schedules Accessibility	Strategy Annual report Allocation policy Procurement policy Strategy (country)	Total budget Disorg budget Audit	Implementer Unique ID Title Description Planned dates Actual dates Current status Contact details	Collaboration type Flow type Aid type Finance type Sectors Sub-nat. location Tied aid status	MoU Evaluations Objectives Budget docs Contracts Tenders	Overall cost Planned expenditures Actual expenditures Budget ID	Results Appraisals Conditions

DG DEVCO is responsible for formulating EU development policy and for programming and implementing the EU's external aid instruments.

DG DEVCO was the first EU institution to publish to IATI. Since then, it has incrementally extended and improved its publication, including more financial data. DG DEVCO updated its common standard implementation schedule in July 2013. It currently plans to publish to 65% of IATI fields. DG DEVCO has provided advice to EU Member States on publishing to IATI and has spearheaded the implementation of IATI across other EC departments, including convening an internal working group. It has also commissioned a project for enhancing ODA reporting capacity and systems in EU-13 Member States, which includes publication to IATI.

DG DEVCO scores 52.1%, placing it in the fair category. While it plays a leading role in aid transparency, its relative decline in ranking can be attributed to more comprehensive IATI publication by other organisations, including some first time IATI publishers. It scores only slightly lower than ECHO, primarily because ECHO publishes forward budgets in its IATI files and has an open data portal. DG DEVCO performs well on organisation planning information and on financial and basic information on activities. Like most of the EC, it performs less well on the provision of activity-related documents and performance data.

### Recommendations

- DG DEVCO should continue to improve its publication to IATI so it is comprehensive and uses all fields

– including structured performance data and links to project documents.

- It should update its implementation schedule so it is more ambitious with the aim of fully implementing the IATI standard by the end of 2015.
- DG DEVCO should ensure that the EU-13 project for enhancing ODA reporting capacity and systems includes the full IATI standard and enables participating EU Member States to publish to IATI in 2014.
- DG DEVCO should use its IATI data in its programming and coordination processes and promote the use of this information by others via an open data portal.

## DG Enlargement

FAIR	
#17 out of 67	48.1% overall score
Signed IATI: September 2008 Started publishing: July 2013	

Commitment	Publication – Organisation level		Publication – Activity level				
Commitment	Planning	Financial	Basic activity information	Classifications	Related documents	Financial	Performance
FOIA Schedules Accessibility	Strategy Annual report Allocation policy Procurement policy Strategy (country)	Total budget Disorg budget Audit	Implementer Unique ID Title Description Planned dates Actual dates Current status Contact details	Collaboration type Flow type Aid type Finance type Sectors Sub-nat. location Tied aid status	MoU Evaluations Objectives Budget docs Contracts Tenders	Overall cost Planned expenditures Actual expenditures Budget ID	Results Appraisals Conditions

DG Enlargement is responsible for managing and assisting the process whereby countries join the EU.

DG Enlargement should be congratulated for beginning publication to the IATI standard and for producing an ambitious implementation schedule in July 2013. DG Enlargement's first publication marks a good start, covering 18 IATI fields. As per its implementation schedule, it plans to publish to 72% of IATI fields by the end of 2015.

DG Enlargement scores 48.1%, placing it in the fair category. It is among the biggest improvers in the 2013 Index. Although DG Enlargement ranks lowest amongst the EC departments, it performs better than many big bilateral donors such as

Germany, Japan and USAID. It performs best on organisation planning but work remains to be done on activity-level financial information and on performance data (for which it does not score any points). Of the indicators measured by format, over two thirds are published in machine-readable formats. It does not score on some important indicators such as activity overall cost, actual dates, sub-national location, results and conditions. Overall, it does not score on 13 of the 39 indicators included in the Index.

### Recommendations

- DG Enlargement should improve its publication to IATI so it is comprehensive and uses all fields – including structured

performance data, information on activity costs and location and links to project documents. It should also produce a more complete organisation file, including forward budgets and country strategy papers. Its IATI files should be refreshed on at least a quarterly basis.

- DG Enlargement should actively support the publication to IATI by other EC departments managing Instrument for Pre-accession Assistance (IPA) and promote aid transparency and open data among EU pre-accession countries.
- The EC should actively use its IATI data in its programming and coordination processes and promote the use of this information by others via an open data portal.

## DG Humanitarian Aid and Civil Protection (ECHO)

FAIR	
#12 out of 67	54.2% overall score
Signed IATI: September 2008 Started publishing: July 2013	

Commitment	Publication – Organisation level			Publication – Activity level												
Commitment	Planning		Financial	Basic activity information				Classifications			Related documents		Financial		Performance	
FOIA Schedules Accessibility	Strategy Annual report Allocation policy Procurement policy Strategy (country)	Total budget Disag. budget Audit	Implementer Unique ID Title Description Planned dates Actual dates Current status Contract details	Collaboration type Flow type Aid type Finance type Sectors Sub-nat. location Tied aid status	MoU Evaluations Objectives Budget docs Contracts Tenders	Overall cost Planned expenditures Actual expenditures Budget ID	Results Impact appraisals Conditions									

ECHO is responsible for formulating EU humanitarian aid policy and for programming and implementing the EU's humanitarian aid instrument. It also coordinates the EU's disaster response.

ECHO should be congratulated for beginning publication to the IATI standard in July 2013. ECHO's first publication marks a good start, covering 16 IATI fields, but it is yet to publish an implementation schedule outlining its plans for future publication, including the expected frequency of publication. In addition to its IATI data, ECHO also publishes information on its own and EU Member States' contributions to humanitarian aid to EDRIS, a public online database.<sup>29</sup>

ECHO scores 54.2%, placing it highest amongst EU institutions. It is the only EU institution to publish forward-looking budget

data and tied aid status in its IATI files. It trails other EU institutions on organisation planning and is the only one not to include links to documents in its IATI organisation file. It leads the only other humanitarian agency included in the Index, UN OCHA, by over 12 percentage points. While ECHO performs well on organisation financial data and basic and classifications information of its activities, it does not systematically publish added-value fields such as results, conditions or budget documents.

### Recommendations

- ECHO should continue to improve its publication to IATI so it is comprehensive and uses all fields – including structured performance data and links to project and

organisation documents. It should segment its IATI activity files by country. These files should be refreshed at least quarterly.

- ECHO should produce an ambitious implementation schedule by early 2014 that aims to fully implement the IATI standard by the end of 2015.
- ECHO should work with other humanitarian aid organisations to ensure IATI fully meets the needs of humanitarian aid operations and to promote the standard within the humanitarian community.
- The EU's aid transparency commitments should be fully integrated into ECHO's forthcoming Communication on the future of EU humanitarian aid policy.

29 For more on the European Disaster Response Information System (EDRIS), see: <https://webgate.ec.europa.eu/hac>.

## Service for Foreign Policy Instruments

FAIR	
#14 out of 67	51.1% overall score
Signed IATI: September 2008 Started publishing: July 2013	

Commitment	Publication – Organisation level			Publication – Activity level												
Commitment	Planning		Financial	Basic activity information				Classifications			Related documents		Financial		Performance	
FOIA Schedules Accessibility	Strategy Annual report Allocation policy Procurement policy Strategy (country)	Total budget Disag. budget Audit	Implementer Unique ID Title Description Planned dates Actual dates Current status Contract details	Collaboration type Flow type Aid type Finance type Sectors Sub-nat. location Tied aid status	MoU Evaluations Objectives Budget docs Contracts Tenders	Overall cost Planned expenditures Actual expenditures Budget ID	Results Impact appraisals Conditions									

The EC's Service for Foreign Policy Instruments (FPI) is responsible for implementing EU external cooperation in relation to common foreign and security policy issues such as jointly managing the Instrument for Stability (includes global security and development spending). It operates under the authority of the Vice President of the EC.

FPI should be congratulated for beginning publication to the IATI standard and for producing an ambitious implementation schedule in July 2013. FPI's first publication marks a good start, covering 19 IATI fields. Its implementation schedule states that FPI plans to publish to 62% of IATI fields by end 2015. FPI also launched a new website which showcases its activities and provides access to some key

documents such as annual reports and plans. While this new website does not contain detailed, disaggregated information on all of FPI's activities, it is easy to navigate.

FPI scores 51.1%, placing it in the fair category. It is one of the biggest improvers in the Index. It is the most improved of the EU institutions and trails ECHO, the best performing EU institution, by just three percentage points. FPI performs well on organisation planning and activity financial information. Its performance is lacking in the areas of organisation financial information and activity performance, particularly the latter for which it does not receive any points. Of the 22 indicators measured by format, just under two thirds are published in machine-readable formats. It does not score on

some important indicators such as actual dates, sub-national location, results and conditions.

### Recommendations

- FPI should improve its publication to IATI so it is comprehensive and uses all fields – including structured performance data and links to project documents. It should also produce a more complete organisation file, including forward budgets and country strategy papers. Its IATI files should be refreshed on at least a quarterly basis.
- FPI should actively use its IATI data in its programming and coordination processes and promote the use of this information by others via an open data portal.

## European Investment Bank

POOR	
#33 out of 67	26.6% overall score
Signed IATI: October 2013	

Commitment	Publication – Organisation level		Publication – Activity level											
Commitment	Planning	Financial	Basic activity information			Classifications				Related documents			Financial	Performance
<input checked="" type="checkbox"/> FOIA <input checked="" type="checkbox"/> Schedules <input checked="" type="checkbox"/> Accessibility	<input checked="" type="checkbox"/> Strategy <input checked="" type="checkbox"/> Annual report <input checked="" type="checkbox"/> Allocation policy <input checked="" type="checkbox"/> Procurement policy <input checked="" type="checkbox"/> Strategy (country)	<input checked="" type="checkbox"/> Total budget <input checked="" type="checkbox"/> Disag. budget <input checked="" type="checkbox"/> Audit	<input checked="" type="checkbox"/> Implementer <input checked="" type="checkbox"/> Unique ID <input checked="" type="checkbox"/> Title <input checked="" type="checkbox"/> Description <input checked="" type="checkbox"/> Planned dates <input checked="" type="checkbox"/> Actual dates <input checked="" type="checkbox"/> Current status <input checked="" type="checkbox"/> Contact details	<input checked="" type="checkbox"/> Collaboration type <input checked="" type="checkbox"/> Flow type <input checked="" type="checkbox"/> Aid type <input checked="" type="checkbox"/> Finance type <input checked="" type="checkbox"/> Sectors <input checked="" type="checkbox"/> Sub-nat. location <input checked="" type="checkbox"/> Tied aid status	<input checked="" type="checkbox"/> MoU <input checked="" type="checkbox"/> Evaluations <input checked="" type="checkbox"/> Objectives <input checked="" type="checkbox"/> Budget docs <input checked="" type="checkbox"/> Contracts <input checked="" type="checkbox"/> Tenders	<input checked="" type="checkbox"/> Overall cost <input checked="" type="checkbox"/> Planned expenditures <input checked="" type="checkbox"/> Actual expenditures <input checked="" type="checkbox"/> Budget ID	<input checked="" type="checkbox"/> Results <input checked="" type="checkbox"/> Impact appraisals <input checked="" type="checkbox"/> Conditions							

The EIB announced in October 2013 that it intends to join IATI. The EIB is owned by EU Member States and cooperates with other EU institutions such as the European Commission to implement EU policy. It provides lending, blended support and technical advice to support investment implementation. Together with UNDP, the EIB leads on disclosure policies amongst multilateral organisations. Its Transparency Policy includes a presumption of disclosure and follows the best case practice on exceptions for commercial interest and third parties. Its project database provides relatively comprehensive activity-level information and is downloadable in CSV format.

The EIB scores 26.6%, placing it in the poor category. It ranks sixth out of seven IFIs. It is the only IFI to score for providing three years forward-looking budgets for recipient countries, though this is in PDFs, the least useful format. The EIB is the only IFI not to publish the current status and collaboration type of its activities systematically. Overall, it scores 20 percentage points less than the average for EU institutions (46.4%). This is largely because all the EC departments included in the Index have started publishing some information to IATI. The EIB performs relatively well on organisation planning but it scores no points on performance data. Of the 22 indicators that take format into account, four are published in machine-readable format, and eight are published in other formats on its website.

### Recommendations

- The EIB should begin publishing to the IATI standard in early 2014.
- It should produce an ambitious implementation schedule by early 2014 that aims to fully implement the IATI standard by the end of 2015.
- The EIB should work with recipients, DFIs and IATI to develop an extension to the IATI standard for IFIs and DFIs and specific guidance on best practice in the sector.



## France

As in 2012, the 2013 Index assessed the transparency of the three principal organisations responsible for development cooperation in France: the French Development Agency (L'Agence Française de Développement, AFD), which is the main implementing agency; the Ministry of Foreign Affairs (le Ministère des Affaires étrangères, MAE); and the Ministry of Economy and Finance (le Ministère de l'Économie et des Finances, MINEFI). Several other ministries and agencies are responsible for smaller amounts of development cooperation spending and/or ODA.

- France has not signed IATI but has announced it will begin IATI implementation in 2014.
- It has endorsed the Busan agreement and committed to implement the Busan common standard, of which IATI is a core component. France published an implementation schedule for the common standard in January 2013 (revised in July 2013 to include MINEFI), although this currently lacks an explicit plan for implementing IATI.
- A national Open Data platform – **data.gouv.fr** – is being led by Etalab, under the auspices of the Prime Minister's Office. The inter-departmental portal publishes public administration information in a range of raw, re-usable formats. During the course of 2013, MAE and MINEFI published some of their datasets on French ODA on the platform.
- In June 2013, France made a presidential commitment along with all G8 countries to implement the Busan common standard, including both IATI and the DAC Creditor Reporting System by 2015.

In July 2013 France's Inter-ministerial Committee for International Cooperation and Development (CICID) announced that transparency is a core priority of its new development policy. The CICID presented a number of measures binding each ministry involved in the implementation of French ODA, with the aim of improving the transparency and accountability of its aid. These include publishing more complete and current data on aid on **data.gouv.fr** by the end of 2015; revision and simplification of accountability documents for use by parliamentarians and civil society organisations; **publication of aid data for selected priority countries in accordance with the IATI standard in 2014**; and the launch of a pilot citizens' information project on aid to Mali.

France performs poorly in the Index, with all three organisations in the very poor category and posting scores well below the average of other major bilateral donors such as Germany, Japan, the UK and the U.S. This poor performance is due to very limited publication of activity-level information by all three agencies – AFD, MAE and MINEFI. None of these organisations publish financial or performance data systematically for their activities. MAE and MINEFI also do not score on basic and classification information for activities. France and Japan are the largest bilateral donors yet to publish any information in IATI XML.

### Recommendations

- France should join IATI and begin publishing its aid data for selected priority countries in accordance with the IATI standard in early 2014.
- The "pilot project" on aid transparency to Mali should be based on IATI data in order to develop an IATI country portal for Mali in coordination with the Government of Mali and other major donors in the country.
- It should then update its implementation schedule by mid-2014 to include ambitious plans for expanding its IATI publication to include all aid activities in all countries. This will ensure that France can meet its commitment to full publication of the IATI component of the Busan common standard by the end of 2015.
- The government should ensure its transparency commitments are included in the future Programming and Orientation Law (LOP) on development cooperation, in order to provide political and financial support for the sustainable production of high quality information on French aid, for use both internally and externally.
- France should consider joining OGP, which currently includes 17 EU Member States. This would be an opportunity to share best practice in open data and open government approaches with peers in the EU and with partners who receive French aid.

## French Development Agency

VERY POOR	
#49 out of 67	16.3% overall score
Has not signed IATI	

Commitment	Publication – Organisation level			Publication – Activity level													
Commitment	Planning	Financial		Basic activity information					Classifications			Related documents			Financial	Performance	
<input checked="" type="checkbox"/> FOIA <input checked="" type="checkbox"/> Schedules <input checked="" type="checkbox"/> Accessibility	<input checked="" type="checkbox"/> Strategy <input checked="" type="checkbox"/> Annual report <input checked="" type="checkbox"/> Allocation policy <input checked="" type="checkbox"/> Procurement policy <input checked="" type="checkbox"/> Strategy (country)	<input checked="" type="checkbox"/> Total budget <input checked="" type="checkbox"/> Disag budget <input checked="" type="checkbox"/> Audit	<input checked="" type="checkbox"/> Implementer <input checked="" type="checkbox"/> Unique ID <input checked="" type="checkbox"/> Title <input checked="" type="checkbox"/> Description <input checked="" type="checkbox"/> Planned dates <input checked="" type="checkbox"/> Actual dates <input checked="" type="checkbox"/> Current status <input checked="" type="checkbox"/> Contact details	<input checked="" type="checkbox"/> Collaboration type <input checked="" type="checkbox"/> Flow type <input checked="" type="checkbox"/> Aid type <input checked="" type="checkbox"/> Finance type <input checked="" type="checkbox"/> Sectors <input checked="" type="checkbox"/> Sub-nat. location <input checked="" type="checkbox"/> Tied aid status	<input checked="" type="checkbox"/> MoU <input checked="" type="checkbox"/> Evaluations <input checked="" type="checkbox"/> Objectives <input checked="" type="checkbox"/> Budget docs <input checked="" type="checkbox"/> Contracts <input checked="" type="checkbox"/> Tenders	<input checked="" type="checkbox"/> Overall cost <input checked="" type="checkbox"/> Planned expenditures <input checked="" type="checkbox"/> Actual expenditures <input checked="" type="checkbox"/> Budget ID	<input checked="" type="checkbox"/> Results <input checked="" type="checkbox"/> Impact appraisals <input checked="" type="checkbox"/> Conditions										

AFD manages most French bilateral project-level aid. For France-wide commitments and recommendations, see p.35.

AFD has not yet published information to IATI but its data is expected to be included in the CICID-mandated pilot publication in 2014. It is considered both a public agency and a DFI and is therefore subject to some legal restrictions on banking confidentiality. The AFD published a transparency policy in 2007 as part of its corporate social responsibility policy.<sup>30</sup> It is in the process of defining its development strategy (COM: Contrat d'Objectifs et de Moyens) for the period 2014–2017.

AFD ranks 31st out of 49 bilateral organisations and first out of three French organisations. Organisation planning is the only area in which AFD performs reasonably well, posting scores that are consistent with the Index average. However, work remains to be done on organisation financial information, especially on forward-looking organisation budgets. It is the only French organisation to publish forward-looking budgets for recipient countries.

AFD's overall score is brought down by its lack of consistent publication at the activity level, where information appears to be partial. Although AFD has a database with information on many of its activities, including related documents, this database does not appear to include a comprehensive listing of all AFD activities, resulting in AFD's poor performance at the activity level, where it scores less than 7%. It does not score at all for activity financial and performance information and scores on just one indicator each in the activity-level sub-groups for basic and classification information. Of the 22 indicators where format is taken into account, no information is published systematically by AFD in machine-readable formats.

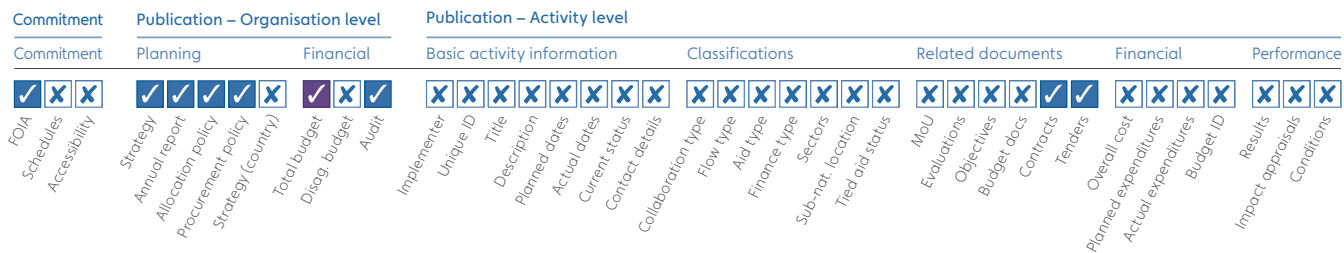
### Recommendations

- The AFD should ensure that the G8 and CICID commitments on aid transparency are included in the COM 2014–2017.
- It should work with the MAE and MINEFI to begin publication of IATI information for priority recipient countries in early 2014. It should then update its implementation schedule by mid-2014 to include ambitious plans for expanding its IATI publication to include all aid activities in all countries. This will ensure that France can meet its commitment to full publication of the IATI component of the Busan common standard by the end of 2015.
- The AFD should work with recipients, DFIs and IATI to develop specific guidance and best practice on minimal exemptions to publication regarding banking confidentiality.
- The AFD should provide a comprehensive listing of all its activities in its project database.

30 [www.afd.fr/jahia/webdav/site/afd/shared/PORTAILS/PUBLICATIONS/RSE/pdf/2-Politique%20transparence%20-%20version%20internet.pdf](http://www.afd.fr/jahia/webdav/site/afd/shared/PORTAILS/PUBLICATIONS/RSE/pdf/2-Politique%20transparence%20-%20version%20internet.pdf).

## Ministry of Economy and Finance

VERY POOR	
#53 out of 67	12.2% overall score
Has not signed IATI	



MINEFI's Treasury Department (DG Trésor) is responsible for some of France's bilateral support (especially debt relief) and contributions to IFIs. It is also responsible for reporting France's ODA to the OECD. For France-wide commitments and recommendations, see p.35.

MINEFI has not yet published information to IATI but its data is expected to be included in the CICID-mandated pilot publication in 2014. It has not published a specific transparency policy.

MINEFI scores 12.2%, placing it in the very poor category. It ranks 35th out of 49 bilateral organisations and last of the three French organisations. It does not consistently

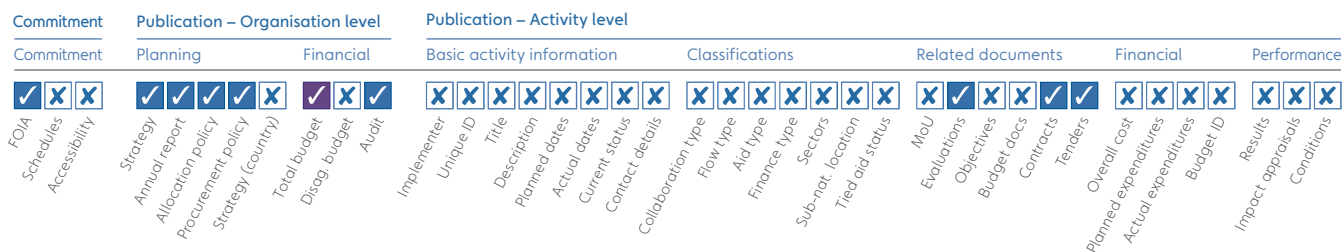
publish activity-level information about its development programmes. It only scores on contracts and tenders, which are not assessed on a per activity basis. Although MINEFI has started publishing activity-level information on data.gouv.fr, this information is not current and therefore could not be taken into account for the purposes of the Index. MINEFI performs best on planning at the organisation level, scoring on all indicators except country strategy. However, it does not make available forward-looking recipient country budgets at the organisation level.

### Recommendations

- MINEFI should work with the MAE and AFD to begin publication of IATI information for priority recipient countries in early 2014.
- It should then update its implementation schedule by mid-2014 to include ambitious plans for expanding its IATI publication to include all aid activities in all countries. This will ensure that France can meet its commitment to full publication of the IATI component of the Busan common standard by the end of 2015.

## Ministry of Foreign Affairs

VERY POOR	
#52 out of 67	13.3% overall score
Has not signed IATI	



The MAE is responsible for some of France's multilateral and bilateral support. Since the transfer of operational competences from the MAE to the AFD, the MAE mainly manages France's "Solidarity Funds", projects relating to humanitarian and food aid, and funds dedicated to "democratic governance". For France-wide commitments and recommendations, see p.35.

The MAE has not yet published information to IATI but its data is expected to be included in the CICID-mandated pilot publication in 2014. It has not published a specific transparency policy.

The MAE scores 13.3%, placing it in the very poor category. It ranks 34th out of 49 bilateral agencies and second out of three French organisations. Although MAE has recently added

three datasets to its website – 2012 Humanitarian Emergency Fund, 2012 Priority Solidarity Funds and 2012 food aid – these datasets represent less than a tenth of the value of total disbursements reported for the MAE in 2011. Even accounting for a difference in 2011 and 2012 spending, these datasets do not seem to be comprehensive, resulting in the Ministry's poor performance at the activity level. It publishes some activity documents but does not publish other activity-level information consistently for all its projects. The MAE does not publish forward-looking budgets for recipient countries.

### Recommendations

- The MAE has an opportunity to play a leading role in promoting the use of IATI data at country-level by

working with other donors and the Government of Mali to develop an IATI country portal for Mali to track the aid and development flows into the country.

- It should work with the AFD and MINEFI to begin publication of IATI information for priority recipient countries in early 2014. It should update its implementation schedule by mid-2014 to include ambitious plans for expanding its IATI publication to include all aid activities in all countries. This will ensure that France can meet its commitment to full publication of the IATI component of the Busan common standard by the end of 2015.

## GAVI Alliance

VERY GOOD	
#2 out of 67	87.3% overall score
Signed IATI: September 2008 Started publishing: January 2012	

Commitment	Publication – Organisation level		Publication – Activity level													
Commitment	Planning	Financial	Basic activity information					Classifications				Related documents			Financial	Performance
<input checked="" type="checkbox"/> FOIA <input checked="" type="checkbox"/> Schedules <input checked="" type="checkbox"/> Accessibility	<input checked="" type="checkbox"/> Strategy <input checked="" type="checkbox"/> Annual report <input checked="" type="checkbox"/> Allocation policy <input checked="" type="checkbox"/> Procurement policy <input checked="" type="checkbox"/> Strategy (country)	<input checked="" type="checkbox"/> Total budget <input checked="" type="checkbox"/> Disag. budget <input checked="" type="checkbox"/> Audit	<input checked="" type="checkbox"/> Implementer <input checked="" type="checkbox"/> Unique ID <input checked="" type="checkbox"/> Title <input checked="" type="checkbox"/> Description <input checked="" type="checkbox"/> Planned dates <input checked="" type="checkbox"/> Actual dates <input checked="" type="checkbox"/> Current status <input checked="" type="checkbox"/> Contact details	<input checked="" type="checkbox"/> Collaboration type <input checked="" type="checkbox"/> Flow type <input checked="" type="checkbox"/> Aid type <input checked="" type="checkbox"/> Finance type <input checked="" type="checkbox"/> Sectors <input checked="" type="checkbox"/> Sub-nat. location <input checked="" type="checkbox"/> Tied aid status	<input checked="" type="checkbox"/> MoU <input checked="" type="checkbox"/> Evaluations <input checked="" type="checkbox"/> Objectives <input checked="" type="checkbox"/> Budget docs <input checked="" type="checkbox"/> Contracts <input checked="" type="checkbox"/> Tenders	<input checked="" type="checkbox"/> Overall cost <input checked="" type="checkbox"/> Planned expenditures <input checked="" type="checkbox"/> Actual expenditures <input checked="" type="checkbox"/> Budget ID	<input checked="" type="checkbox"/> Results <input checked="" type="checkbox"/> Impact appraisals <input checked="" type="checkbox"/> Conditions									

GAVI is an original IATI signatory and began publishing to IATI in January 2012. Its 2012 Access to Information Policy sets out the categories of documents to be made publicly available to external audiences. GAVI should be congratulated for making significant improvements in its IATI publication in 2013, including becoming the first organisation to begin publishing the economic classification of the budget identifier. It should also be commended for publishing the most ambitious implementation schedule assessed; GAVI plans to publish to 98% of IATI fields by 2015.

GAVI scores 87.3%, ranking second overall. It achieves high scores on all the indicator sub-groups, scoring over 90% of the total possible points for organisation planning information and classification information at the activity level; over 80% for activity-related financial and performance data; and over 70% in all other areas. It has the highest score overall at the organisation level. GAVI publishes all 22 indicators measured by format in IATI XML – the only organisation to do so. Existing good data management systems and a small dedicated team focusing on IATI implementation allowed GAVI to move quickly to make significant improvements in their data. Furthermore, GAVI’s identification of the economic classification of projects (by assuming that all vaccine-specific financing should be considered recurrent expenditure) is an innovative way of generating this information from existing data. A similar methodology could be a good basis for other organisations to begin identifying the capital/recurrent split of aid programmes through the budget identifier. Working with other donors through the IATI Technical Advisory Group will be important to ensure consistency in definitions in this area.

### Recommendations

- GAVI should continue to lead on aid transparency by systematically providing links to specific project documents in its IATI files rather than links to websites listing these documents.
- In order to further improve the quality of its IATI data, GAVI should encourage wider use of this feed and begin automatic data exchange with its delivery partners, via the IATI format. It should also promote access and use of its aid information via an open data portal.
- GAVI should update its Access to Information Policy to reflect best-case practices in disclosure policies, including a presumption of disclosure, clearly defined exceptions for commercial interest and third parties and an independent appeals body.

## Germany

The 2013 Index takes into account the development cooperation policy-setting and leadership role of the Federal Ministry for Economic Cooperation and Development (Bundesministerium für wirtschaftliche Zusammenarbeit und Entwicklung – BMZ). BMZ is responsible for publishing to IATI, including the activities of the two principal implementing agencies for bilateral cooperation: the Deutsche Gesellschaft für Internationale Zusammenarbeit (GIZ); and the KfW Entwicklungsbank, Germany's main development finance institution. Therefore, joint assessments – BMZ-GIZ and BMZ-KfW – were conducted.<sup>31</sup>

In addition, the German Foreign Office (Auswärtiges Amt – AA) is included in the Index for the first time, recognising its important role in German aid spending – especially on humanitarian aid. Several other ministries, agencies, federal states (Länder) and municipalities are also responsible for smaller amounts of development cooperation. The BMU<sup>32</sup> is responsible for a significant and growing amount of aid spending, through the largely ODA-eligible International Climate Initiative; however, it has not yet been explicitly mentioned in Germany's common standard implementation schedule.

- In June 2013, all G8 countries reaffirmed their commitment to implement the Busan common standard, including both IATI and the DAC Creditor Reporting System by 2015.
- Germany was a founding signatory to IATI and published an implementation schedule in December 2012, in accordance with the Busan deadline. The schedule covers (in some cases partially) information from GIZ, KfW and two smaller organisations, Physikalisch-Technische Bundesanstalt (PTB) and Bundesanstalt für Geowissenschaften und Rohstoffe (BGR); publication is led by BMZ, which provides organisation-level information. Publication will include other ministries, including the Foreign Office, in 2014 or 2015.
- Implementation of Germany's IATI commitment was delayed by institutional changes (the merger of several technical cooperation agencies into GIZ) and the development of the MEMFIS system, which is designed to streamline information sharing within BMZ and between BMZ, GIZ and KfW.

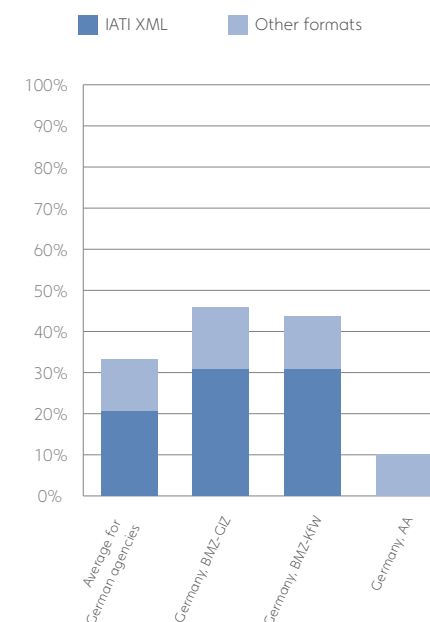
- BMZ began publishing to IATI in March 2013, focusing first on BMZ-funded projects implemented by GIZ, KfW, PTB and BGR. A significant amount of the Index data collected for GIZ and KfW was found in the IATI format this year.
- IATI is mentioned in BMZ's anti-corruption strategy as a means of improving access to information on development funds.<sup>33</sup>
- The Federal Ministry of the Interior has launched a government data platform, [govdata.de](http://govdata.de); approximately 80% is open data but does not yet include IATI data.

Germany's performance is mixed, with BMZ-GIZ and BMZ-KfW both placed in the fair category, while the Foreign Office is in the very poor category. The average score for the German agencies (33.2%) is just above the Index average of 32.6%. There is a significant difference between the amount of information currently published by BMZ and the Foreign Office. While BMZ has started publishing traditional CRS reporting fields to IATI for GIZ and KfW, current information on the Foreign Office's aid activities is yet to be published in any machine-readable format. The BMZ, GIZ and KfW websites also contain a lot more information than the Foreign Office's currently does. There are six indicators for which none of the German organisations score, including budget documents, conditions, impact appraisals and sub-national location.

### Recommendations

- **All of Germany's aid-spending ministries, agencies and federal states should cooperate with BMZ to extend the coverage of German development cooperation published to IATI, so it is comprehensive.**
- **Germany should promote access and use of its IATI information via an open data portal.**
- **Germany should consider joining OGP, which currently includes 17 EU Member States. This would be an opportunity to share best practice in open data and open government approaches with peers in the EU and with partners who receive German aid.**

Chart 8. Germany average score and individual agency scores



<sup>31</sup> The 2011 Pilot Index and the 2012 Index assessed the aid transparency of only GIZ and KfW, while including information for both that was published by BMZ.

<sup>32</sup> The BMU is the Federal Ministry for the Environment, Nature Conservation and Nuclear Safety (Bundesministerium für Umwelt, Naturschutz und Reaktorsicherheit).

<sup>33</sup> See [www.bmz.de/de/publikationen/reihen/strategiepaepere/Strategiepapier\\_318\\_4\\_2012.pdf](http://www.bmz.de/de/publikationen/reihen/strategiepaepere/Strategiepapier_318_4_2012.pdf).

## Ministry for Economic Cooperation and Development (BMZ) – GIZ

FAIR	
#20 out of 67	45.9% overall score
Signed IATI: September 2008 Started publishing: March 2013	

Commitment	Publication – Organisation level				Publication – Activity level																	
Commitment	Planning	Financial			Basic activity information							Classifications				Related documents			Financial		Performance	
<input checked="" type="checkbox"/> FOIA <input checked="" type="checkbox"/> Schedules <input checked="" type="checkbox"/> Accessibility	<input checked="" type="checkbox"/> Strategy <input checked="" type="checkbox"/> Annual report <input checked="" type="checkbox"/> Allocation policy <input checked="" type="checkbox"/> Procurement policy <input checked="" type="checkbox"/> Strategy (country)	<input checked="" type="checkbox"/> Total budget <input checked="" type="checkbox"/> Disag. budget <input checked="" type="checkbox"/> Audit	<input checked="" type="checkbox"/> Implementer <input checked="" type="checkbox"/> Unique ID <input checked="" type="checkbox"/> Title <input checked="" type="checkbox"/> Description <input checked="" type="checkbox"/> Planned dates <input checked="" type="checkbox"/> Actual dates <input checked="" type="checkbox"/> Current status <input checked="" type="checkbox"/> Contact details	<input checked="" type="checkbox"/> Collaboration type <input checked="" type="checkbox"/> Flow type <input checked="" type="checkbox"/> Aid type <input checked="" type="checkbox"/> Finance type <input checked="" type="checkbox"/> Sectors <input checked="" type="checkbox"/> Sub-nat. location <input checked="" type="checkbox"/> Tied aid status	<input checked="" type="checkbox"/> MoU <input checked="" type="checkbox"/> Evaluations <input checked="" type="checkbox"/> Objectives <input checked="" type="checkbox"/> Budget docs <input checked="" type="checkbox"/> Contracts <input checked="" type="checkbox"/> Tenders	<input checked="" type="checkbox"/> Overall cost <input checked="" type="checkbox"/> Planned expenditures <input checked="" type="checkbox"/> Actual expenditures <input checked="" type="checkbox"/> Budget ID	<input checked="" type="checkbox"/> Results <input checked="" type="checkbox"/> Impact appraisals <input checked="" type="checkbox"/> Conditions															

For Germany-wide commitments and recommendations, see p.39.

BMZ is the lead ministry for Germany's development cooperation and ODA policy. GIZ is Germany's principal implementing agency for technical cooperation. GIZ is a company providing international development cooperation services to the German Federal Government and other international development organisations. Its sole shareholder is the Federal Government, represented by BMZ and the Federal Ministry of Finance (BMF). The majority of GIZ's work is commissioned by BMZ.

BMZ and GIZ should be congratulated for starting publication to IATI in March 2013. It has taken the positive step of publishing its IATI data using an attribution-only licence. The current publication is limited however, covering only traditional CRS reporting fields. Germany's implementation schedule (covering almost all GIZ activities) is moderately ambitious but excludes many of the added-value IATI fields, such as annual activity budgets, documents and performance data. Publication of these fields is under review. GIZ produced a transparency policy in 2011 which is due to be updated to reflect progress and ambitions for IATI publication.<sup>34</sup>

BMZ-GIZ ranks ninth out of 49 bilateral organisations. It is the only German organisation to score on contracts, descriptions, finance type and objectives. It performs well on activity-level financial information. It sometimes provides activity-level results and sub-national location data and evaluations on its website, but not consistently. There is limited information in its IATI organisation file; much of this information is available elsewhere on GIZ or BMZ's websites, so could be included in the IATI file. Notably, BMZ publishes disaggregated budgets for three years ahead. Of the 22 indicators that take format into account, just under two thirds are published in machine-readable formats. BMZ-GIZ's IATI data does not include project descriptions, planned dates, finance type, sub-national location, tied aid status, conditions, results or forward budgets. Several fields, including finance type, tied aid status and planned dates, are scheduled to be published in September 2013 (also for KfW-related information). It does not score on 11 of the 39 indicators included in the Index.

### Recommendations

- **BMZ should work with GIZ to improve its publication to IATI so it is comprehensive and uses all fields – especially links to activity-related documents, performance data and forward-looking budget data – and it should segment its IATI activity files by country. It should also provide a more complete IATI organisation file.**
- **BMZ should update its implementation schedule by early 2014 so it is more ambitious, including the entire IATI standard for GIZ by the end of 2015. It should also move towards more frequent publication.**

34 The policy is available at: [www.giz.de/de/downloads/giz2011-de-policy-transparenz.pdf](http://www.giz.de/de/downloads/giz2011-de-policy-transparenz.pdf).

## Ministry for Economic Cooperation and Development (BMZ) – KfW

FAIR	
#23 out of 67	43.7% overall score
Signed IATI: September 2008 Started publishing: March 2013	

Commitment	Publication – Organisation level			Publication – Activity level																																	
Commitment	Planning	Financial		Basic activity information					Classifications			Related documents			Financial	Performance																					
FOIA Schedules Accessibility	Strategy	Annual report	Allocation policy	Procurement policy	Strategy (country)	Total budget	Disag. budget	Audit	Implementer	Unique ID	Title	Description	Planned dates	Actual dates	Current status	Contact details	Collaboration type	Flow type	Aid type	Finance type	Sectors	Sub-nat. location	Tied aid status	MoU	Evaluations	Objectives	Budget docs	Contracts	Tenders	Overall cost	Planned expenditures	Actual expenditures	Budget ID	Results	Impact appraisals	Conditions	
✓✓✓	✓	✓	✓	✓	✓	✓	✓	✗	✓	✓	✓	✗	✗	✗	✓	✓	✓	✓	✗	✓	✗	✗	✗	✗	✗	✓	✗	✗	✗	✗	✗	✗	✗	✗	✗	✗	✗

For Germany-wide commitments and recommendations, see p.39.

BMZ is the lead ministry for Germany's development cooperation and ODA policy. The KfW Entwicklungsbank ("development bank") business area finances international development projects (funded by a mixture of public and capital market funds); it implements financial cooperation programmes financed by BMZ.

BMZ and KfW should be congratulated for beginning publication to IATI in March 2013. KfW data was included in BMZ's first publication to IATI in March 2013, although the implementation schedule noted that initial publication

would be partial. In mid-2013, KfW started publishing project-level information on its transparency portal – [transparenz.kfw-entwicklungsbank.de](http://transparenz.kfw-entwicklungsbank.de) – which it plans to update on a monthly basis through an automated process. This is a positive step towards accessibility.

BMZ-KfW scores 43.7%. It ranks 11th out of 49 bilateral organisations. KfW is the only German agency with an online project database and the only one that publishes some results information in project descriptions, but not systematically for all projects. It is the only German agency not to score on the audit indicator. KfW performs well on activity financial information. Of the 22 indicators that take format into account, just under two thirds are published in

machine-readable formats. It does not score on 12 of the 39 indicators.

### Recommendations

- **BMZ should work with KfW to improve its publication to IATI so it is comprehensive and uses all fields – especially links to activity-related documents, performance data and forward-looking budget data – and include all of KfW's development cooperation.**
- **BMZ should update its implementation schedule by early 2014 so it is more ambitious, including the entire IATI standard for KfW by the end of 2015. It should also move towards more frequent publication.**

## Foreign Office

VERY POOR	
#59 out of 67	10.0% overall score
Signed IATI: September 2008	

Commitment	Publication – Organisation level			Publication – Activity level																																	
Commitment	Planning	Financial		Basic activity information					Classifications			Related documents			Financial	Performance																					
FOIA Schedules Accessibility	Strategy	Annual report	Allocation policy	Procurement policy	Strategy (country)	Total budget	Disag. budget	Audit	Implementer	Unique ID	Title	Description	Planned dates	Actual dates	Current status	Contact details	Collaboration type	Flow type	Aid type	Finance type	Sectors	Sub-nat. location	Tied aid status	MoU	Evaluations	Objectives	Budget docs	Contracts	Tenders	Overall cost	Planned expenditures	Actual expenditures	Budget ID	Results	Impact appraisals	Conditions	
✓✓✗	✓	✗	✓	✓	✓	✓	✗	✓	✗	✗	✗	✗	✗	✗	✗	✗	✗	✗	✗	✗	✗	✗	✗	✗	✗	✗	✗	✗	✗	✗	✗	✗	✗	✗	✗	✗	✗

For Germany-wide commitments and recommendations, see p.39.

The Foreign Office (Auswärtiges Amt) is responsible for Germany's foreign policy. In the field of development cooperation, it is responsible for humanitarian aid and support for human rights. The AA works with several implementing agencies, including GIZ, THW (Bundesanstalt Technisches Hilfswerk), German NGOs and other partners.

The AA is committed to implementing IATI by the end of 2015. It has not yet begun implementation; however, it is included in Germany's July 2013 common standard implementation schedule. It does not publish a transparency or disclosure policy, though it cites Germany's FOI legislation.

The AA scores 10.0%, placing it in the very poor category. It ranks 41st out of 49 bilateral organisations, scoring on just two activity-level indicators – MoUs and contact details. It publishes no other information at the activity level on a systematic basis. No comprehensive list of activities could be found on the AA's website or the websites of the implementing agencies listed by the AA. At the organisation level, it does not publish annual reports, forward budgets for recipient countries or its procurement policy. Of the 22 indicators that take format into account, none are published by the AA in machine-readable formats and only two – contact details and one year forward-looking organisation budget – are published in other formats. Overall, it does not score on 30 of the 39 indicators included in the Index.

### Recommendations

- **The AA should work with BMZ to complete an implementation schedule by early 2014 to address the AA's specific institutional challenges and opportunities. It should begin implementation of IATI in 2014, so it can aim for full implementation of the IATI standard by the end of 2015.**
- **It should engage with other ministries and agencies with which it works in development cooperation to ensure that Germany's IATI publication includes a coherent and full picture of the activities and funds for which the AA is responsible.**

## The Global Fund to Fight AIDS, Tuberculosis and Malaria

GOOD	
#6 out of 67	70.6% overall score
Signed IATI: June 2011 Started publishing: November 2011	

Commitment	Publication – Organisation level			Publication – Activity level															
Commitment	Planning		Financial		Basic activity information					Classifications			Related documents			Financial		Performance	
FOIA Schedules Accessibility	Strategy Annual report Allocation policy Procurement policy Strategy (country)	Total budget Disag budget Audit	Implementer Unique ID Title Description Planned dates Actual dates Current status Contact details	Collaboration type Flow type Aid type Finance type Sectors Sub-nat. location Tied aid status	MoU Objectives Budget docs Contracts Tenders	Overall cost Planned expenditures Actual expenditures Budget ID	Results Appraisals Conditions												

The Global Fund began publishing to IATI in November 2011, having produced an ambitious implementation schedule in June 2011 with plans to publish to 71% of IATI fields. The Global Fund publishes to IATI live out of its online database and has automated publication within two weeks of each disbursement – reflecting best practice in IATI publication. In addition to its high quality IATI publication, the Global Fund provides detailed project-level information through its Grant Portfolio database, which allows free bulk export of data. The Global Fund's Documents Policy mandates that information on its internal decisions and operational activities must be made available to the public in the absence of a compelling reason for confidentiality.

The Global Fund scores 70.6%, placing it in the good category. It performs well on the provision of activity documents and financial and performance data on activities. It performs less well on publishing organisation financial information, scoring less than 30% of the total possible points in this sub-group of indicators. The Global Fund receives the maximum possible score for 10 of the 39 indicators included in the Index. It receives higher scores than any other multilateral on the objectives, MoU and evaluations indicators but is the only multilateral to not score on the country strategy indicator. Of the 22 indicators that take format into account, over three quarters are published in machine-readable formats. However the Global Fund's IATI publication does not include information on sector, collaboration type, total budget and disaggregated budgets.

### Recommendations

- The Global Fund should continue to lead on aid transparency by ensuring that its IATI data is comprehensive and uses all fields.
- In order to further improve the quality of its IATI data, the Global Fund should encourage its wider use and begin automatic data exchange with its delivery partners, via the IATI format.
- It should consider updating its implementation schedule to reflect the current status of its publication and include more commitments to implement IATI fully.

## Inter-American Development Bank

FAIR	
#11 out of 67	57.1% overall score
Signed IATI: November 2011 Started publishing: March 2013	

Commitment	Publication – Organisation level			Publication – Activity level															
Commitment	Planning		Financial		Basic activity information					Classifications			Related documents			Financial		Performance	
FOIA Schedules Accessibility	Strategy Annual report Allocation policy Procurement policy Strategy (country)	Total budget Disag budget Audit	Implementer Unique ID Title Description Planned dates Actual dates Current status Contact details	Collaboration type Flow type Aid type Finance type Sectors Sub-nat. location Tied aid status	MoU Objectives Budget docs Contracts Tenders	Overall cost Planned expenditures Actual expenditures Budget ID	Results Appraisals Conditions												

The IADB should be congratulated for beginning publication to IATI in March 2013, having released an ambitious implementation schedule in December 2012. It currently plans to publish to 65% of IATI fields by 2015. The schedule includes 100% of IADB's sovereign guarantee loans and grants and makes note of plans to include its Multilateral Investment Fund at a later stage. The release of a new Access to Information policy in 2010 expanded disclosure and clarified exceptions. The Bank's projects database provides fairly comprehensive information on its activities, including links to some project documents.

The IADB scores 57.1% overall, placing it in the fair category. IADB is one of only two IFIs to publish information on the sub-national location of its projects. It leads IFIs on the publication of information on conditions, actual dates, descriptions and planned dates and receives the maximum possible score on 13 indicators. IADB performs poorly on organisation financial information, posting the lowest scores within the fair category, a result of not publishing forward-looking budget information in its IATI organisation file. Of the 22 indicators that take format into account, over two thirds are published in machine-readable formats. Sub-national location and overall activity costs are not included in its IATI data, even though this information is available on its website.

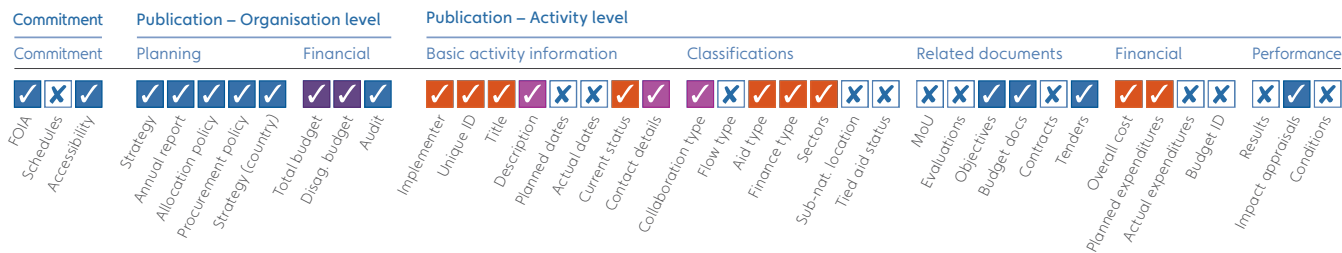
### Recommendations

- The IADB should improve its publication to IATI so it is comprehensive and uses all fields, including activity costs, structured results data and links to activity documents. It should also publish a more complete IATI organisation file, including forward-looking budgets.
- It should update its implementation schedule by early 2014 so it is more ambitious, aiming for full implementation of the IATI standard and monthly publication by the end of 2015.
- The IADB should work with IATI to develop specific guidance and an extension to the IATI standard for IFIs and DFIs.



## International Finance Corporation

POOR	
#29 out of 67	30.1% overall score
Has not signed IATI	



The IFC is not an IATI signatory. In April 2013, it joined the World Bank Finances platform, publishing eight datasets with detailed information on the IFC's financial commitments and projects that can be sliced, visualised and shared by users in ways that they choose. This development marks the outcome of a successful collaboration between the IFC and the World Bank (IDA/IBRD) in promoting transparency, bridging the gap in the publication systems of three of the World Bank Group's institutions. In keeping with the requirements of the Access to Information Policy, which came into effect in January 2012, the IFC has started publishing results information for its advisory services projects, while results of investment projects are being phased in by region.

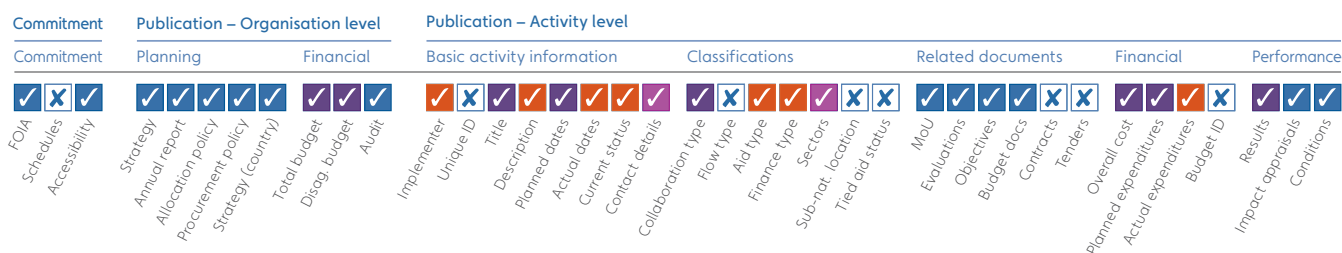
The IFC scores 30.1%, placing it in the poor category. The IFC performs poorly on the provision of organisation-level financial data and activity documents. It publishes more information in the organisation planning sub-group of indicators than in any other sub-group. The IFC is one of only four organisations in the poor category (out of a total of 16) to score for publishing performance information. Of the 22 indicators that take format into account, less than two thirds are published in machine-readable formats. The IFC does not consistently publish information on tied aid status, results, flow type, sub-national location, dates or actual expenditures.

### Recommendations

- The IFC should join IATI and begin publishing to the IATI standard in 2014 so it can aim towards compliance with the standard by the end of 2015.
- It should produce an ambitious implementation schedule by early 2014 that aims to fully implement the IATI standard by the end of 2015.
- The IFC should work with IATI to develop specific guidance and an extension to the IATI standard for IFIs and DFIs.

## International Monetary Fund

POOR	
#28 out of 67	31.8% overall score
Has not signed IATI	



The IMF has been included in 2013 in recognition of its size and role as a provider of public funds for promoting growth and reducing poverty. It is different from the other IFIs in that its largest flows are the provision of balance of payments support to its member countries, primarily to central banks. As such not all indicators are a direct fit with IMF's business model, although the indicator scoring guidelines have been made more flexible to recognise different business models. It also provides technical assistance.

The IMF is not an IATI signatory but is covered by the Busan common standard commitments. The IMF's Financial Data Query Tool includes information on cross-country historical financial data since 1984, including IMF members' quota,

reserve tranche position, Special Drawing Rights (SDR) holdings, outstanding credit, projected payments due to the IMF, members' arrangements and borrowings, and monthly historical transactions with the IMF. In June 2013, the IMF's Executive Board concluded a review of the Fund's Transparency Policy, agreeing to increase publication rates and reduce lags, better explain the Fund's rules on confidentiality and facilitate public access to archives.

The IMF is the highest scorer among agencies that are not currently publishing to the IATI standard. It does not score on the tenders and unique ID indicators but it performs well on the activity performance sub-group of indicators and activity-related documents. It scores less well on activity and

organisation financial data and does not score on eight of the 39 indicators included in the Index.

### Recommendations

- The IMF should join IATI and begin publishing data on its balance of payments loans and technical assistance in accordance with the IATI standard in 2014. The IMF should also produce an ambitious implementation schedule by early 2014 that aims to fully implement the IATI standard by the end of 2015.
- It should work with IATI to develop specific guidance and an extension to the IATI standard for IFIs and ensure that IMF flows can be accurately represented.

## Japan

The 2013 Index assesses the transparency of the principal government organisations engaged in development cooperation in Japan: the Ministry of Foreign Affairs (MOFA), which is responsible for setting policy and overseeing implementation; and the Japan International Cooperation Agency (JICA), which is the main implementing agency. Several other ministries and agencies – especially the Ministry of Finance and the Ministry of Economy, Trade and Industry (METI) – are responsible for smaller amounts of development cooperation spending and/or ODA.

- Japan has not signed IATI but has attended IATI meetings as an observer.
- It has endorsed the Busan agreement and committed to implement the Busan common standard, of which IATI is a core component. Japan published an implementation schedule for the common standard in December 2012, although this currently lacks an explicit plan for implementing IATI.
- In June 2013, all G8 countries reaffirmed their commitment to implement the Busan common standard, including both IATI and the DAC Creditor Reporting System by 2015.
- In July 2012, the Prime Minister launched an open data strategy to improve the transparency and credibility of administration and promote open data use. In early 2013 the government announced it would launch a national open data portal.
- JICA and MOFA jointly run the ODA mieruka (“visualising”) initiative to increase the visibility of Japanese aid and to consolidate available online information. It currently covers approximately 1,800 projects, comprising recent technical cooperation (over USD 200m), loans and grants.<sup>35</sup>

Japan performs poorly in the 2013 Index, with JICA placed in the poor category and MOFA in the very poor category. Japan has lower overall scores than other large bilateral donors including Germany, the UK and U.S., but it scores more highly than France. Both MOFA and JICA have been overtaken by other organisations that have started publishing more comprehensive, accessible and timely information in useful machine-readable formats. The amount of information available on MOFA and JICA’s development cooperation has remained more or less the same in recent years, meaning that Japan is not keeping pace with the rapid transformations in the aid transparency landscape.

### Recommendations

- **Japan should join IATI and update its implementation schedule by mid-2014 to include plans for publishing to the IATI standard.**
- **It should begin publishing its aid data in accordance with the IATI standard in 2014, so it can aim for compliance with the Busan standard by the end of 2015.**
- **Japan should consider joining OGP. This would be an opportunity to share best practice in open data and open government approaches with peers in the development community and with partners who receive Japanese aid.**

35 [www.jica.go.jp/oda/index.html](http://www.jica.go.jp/oda/index.html)

Key for indicators scored on format  
 ✓ Published ✗ Not published | IATI XML CSV/Excel Website PDF

## Japan International Cooperation Agency

POOR	
#37 out of 67	23.5% overall score
Has not signed IATI	

Commitment	Publication – Organisation level		Publication – Activity level												
Commitment	Planning	Financial	Basic activity information			Classifications				Related documents			Financial	Performance	
FOIA Schedules Accessibility	Strategy Annual report Allocation policy Procurement policy Strategy (country)	Total budget Disag. budget Audit	Implementer Unique ID Title Description Planned dates Actual dates Current status Contract details	Collaboration type Flow type Aid type Finance type Sectors Sub-nat. location Tied aid status	MoU Evaluations Objectives Budget docs Contracts Tenders	Overall cost Planned expenditures Actual expenditures Budget ID	Results Impact appraisals Conditions								
✓✓✓	✓✓✓✓✓	✓✓✓	✓✓✓✓✓✓✓✓	✓✓✓✓✓✓✓✓	✓✓✓✓✓✓	✓✓✓✓✓	✗✗✗✗✗✗	✗✗✗✗✗✗	✗✗✗✗	✗✗✗✗	✗✗✗✗	✗✗✗✗	✗✗✗✗	✗✗✗✗	

For Japan-wide commitments and recommendations, see p.44.

JICA's Knowledge Site contains thematic and project information, including evaluations, outcomes and partners.<sup>36</sup> Project documents are often available and there is some English-language information available on most projects. There is minimal financial data on the JICA Knowledge Site. JICA runs a separate yen loan project database, which provides information on the region, country, sector and type of loan as well as ex-ante and ex-post evaluations for some projects.<sup>37</sup>

JICA scores 23.5%, placing it in the poor category. It ranks 20th out of 49 bilateral organisations and leads MOFA by over six percentage points. JICA performs best on planning at the organisation level but it does not publish country strategy papers. At the activity level, JICA posts scores above the poor category average on basic and classification data but lags on financial data. It scores no points for performance information. Of the 22 indicators that take format into account, none are published by JICA in machine-readable formats. It does not score on 13 of the 39 indicators included in the Index.

### Recommendations

- JICA should work with MOFA, the Ministry of Finance and the Ministry of Economy, Trade and Industry (METI) to produce an implementation schedule for IATI publication.
- It should begin publishing to the IATI standard in early 2014 so that it can meet its commitment to full publication of the IATI component of the Busan common standard by the end of 2015.
- JICA should start publishing performance data consistently for all its technical cooperation, ODA loan and grant aid projects.

36 The Knowledge Site can be accessed at: [http://gwweb.jica.go.jp/KM/KM\\_Frame.nsf/NavilIndex?penNavigator](http://gwweb.jica.go.jp/KM/KM_Frame.nsf/NavilIndex?penNavigator).  
 37 The database can be accessed at: [www2.jica.go.jp/ja/yen\\_loan/index.php](http://www2.jica.go.jp/ja/yen_loan/index.php).

## Ministry of Foreign Affairs

VERY POOR	
#48 out of 67	17.2% overall score
Has not signed IATI	

Commitment	Publication – Organisation level		Publication – Activity level												
Commitment	Planning	Financial	Basic activity information			Classifications				Related documents			Financial	Performance	
FOIA Schedules Accessibility	Strategy Annual report Allocation policy Procurement policy Strategy (country)	Total budget Disag. budget Audit	Implementer Unique ID Title Description Planned dates Actual dates Current status Contract details	Collaboration type Flow type Aid type Finance type Sectors Sub-nat. location Tied aid status	MoU Evaluations Objectives Budget docs Contracts Tenders	Overall cost Planned expenditures Actual expenditures Budget ID	Results Impact appraisals Conditions								
✓✓✓	✓✓✓✓✓	✗✗✗	✗✗✗✗✗✗	✗✗✗✗✗✗	✗✗✗✗✗	✗✗✗✗	✗✗✗✗	✗✗✗✗	✗✗✗✗	✗✗✗✗	✗✗✗✗	✗✗✗✗	✗✗✗✗	✗✗✗✗	

For Japan-wide commitments and recommendations, see p.44.

MOFA has an online ODA project database. It includes information on the region, country, type of ODA, year and title of project. It also sometimes includes links to project summaries, procurement and evaluations. The level of detail provided varies across projects.

MOFA scores 17.2%, placing it in the very poor category. It ranks 30th of 49 bilateral organisations and trails JICA by over six percentage points. MOFA performs best on planning information at the organisation level, for which it scores just under the Index average. Its activities are missing

basic information such as planned and actual dates, status and unique activity identifiers. Project documents and information on the performance of activities are also not systematically published, reflected by MOFA scoring zero on these sub-groups of indicators. Of the 22 indicators that take format into account, none are published in machine-readable formats. Overall, MOFA does not score on 22 of the 39 indicators included in the Index.

### Recommendations

- MOFA should work with JICA, the Ministry of Finance and the Ministry of Economy, Trade and Industry to produce an implementation schedule for IATI publication.
- It should begin publishing to the IATI standard in early 2014 so that it can meet its commitment to full publication of the IATI component of the Busan common standard by the end of 2015.
- MOFA should start publishing project documents and performance data consistently for all its projects.

## Netherlands – Ministry of Foreign Affairs

FAIR	
#16 out of 67	49.4% overall score
Signed IATI: September 2008 Started publishing: September 2011	

Commitment	Publication – Organisation level			Publication – Activity level												
Commitment	Planning		Financial	Basic activity information					Classifications			Related documents			Financial	Performance
<input checked="" type="checkbox"/> FOIA <input checked="" type="checkbox"/> Schedules <input checked="" type="checkbox"/> Accessibility	<input checked="" type="checkbox"/> Strategy <input checked="" type="checkbox"/> Annual report <input checked="" type="checkbox"/> Allocation policy <input checked="" type="checkbox"/> Procurement policy <input checked="" type="checkbox"/> Strategy (country)	<input checked="" type="checkbox"/> Total budget <input checked="" type="checkbox"/> Disag budget <input checked="" type="checkbox"/> Audit	<input checked="" type="checkbox"/> Implementer <input checked="" type="checkbox"/> Unique ID <input checked="" type="checkbox"/> Title <input checked="" type="checkbox"/> Description <input checked="" type="checkbox"/> Planned dates <input checked="" type="checkbox"/> Actual dates <input checked="" type="checkbox"/> Current status <input checked="" type="checkbox"/> Contact details	<input checked="" type="checkbox"/> Collaboration type <input checked="" type="checkbox"/> Flow type <input checked="" type="checkbox"/> Aid type <input checked="" type="checkbox"/> Finance type <input checked="" type="checkbox"/> Sectors <input checked="" type="checkbox"/> Sub-nat. location <input checked="" type="checkbox"/> Tied aid status	<input checked="" type="checkbox"/> MoU <input checked="" type="checkbox"/> Evaluations <input checked="" type="checkbox"/> Objectives <input checked="" type="checkbox"/> Budget docs <input checked="" type="checkbox"/> Contracts <input checked="" type="checkbox"/> Tenders	<input checked="" type="checkbox"/> Overall cost <input checked="" type="checkbox"/> Planned expenditures <input checked="" type="checkbox"/> Actual expenditures <input checked="" type="checkbox"/> Budget ID	<input checked="" type="checkbox"/> Results <input checked="" type="checkbox"/> Appraisals <input checked="" type="checkbox"/> Conditions									

The Netherlands was one of the first donors to begin publishing to IATI and should be congratulated for being one of the first organisations to start publishing monthly through an automated process. The Netherlands is leading the way in implementing a single common standard by automating its CRS data output from the same data as its IATI output. Its IATI information is also made available through an open source web platform – [openaid.nl](http://openaid.nl). The Netherlands has published an ambitious implementation schedule, with plans to publish to 76% of IATI fields, including added-value fields such as sub-national location and project documents. It has joined OGP but its National Action Plan does not include any commitments specific to aid transparency. It has also endorsed the Open Aid Partnership.

The Netherlands ranks sixth out of 49 bilaterals. While there has not been any major decline in the amount of aid information published by the Netherlands, there has been a relative decline in its ranking. Several organisations now publish higher quality data to IATI. While the Netherlands performs well on some of the activity-level indicators, it performs less well on the provision of project-related documents. It also does not score for performance data. The Netherlands does not include links to planning documents and forward-looking country budgets in its IATI organisation file, or links to project-related documents in its activity files. Since the end of data collection, it has published budgets for all projects and begun publishing geo-coded location data for some projects.

### Recommendations

- The Netherlands should continue to improve its publication to IATI so it uses all fields, including more comprehensive information in its organisation file and links to activity documents and performance data. It should also update its implementation schedule accordingly.
- It should segment its IATI data into one file per country or region, as all activities are currently contained within a single 24MB file.
- The Netherlands should update its OGP National Action Plan to include more stretching commitments to implement IATI fully.

## Norway – Ministry of Foreign Affairs

POOR	
#31 out of 67	26.9% overall score
Signed IATI: September 2008	

Commitment	Publication – Organisation level			Publication – Activity level												
Commitment	Planning		Financial	Basic activity information					Classifications			Related documents			Financial	Performance
<input checked="" type="checkbox"/> FOIA <input checked="" type="checkbox"/> Schedules <input checked="" type="checkbox"/> Accessibility	<input checked="" type="checkbox"/> Strategy <input checked="" type="checkbox"/> Annual report <input checked="" type="checkbox"/> Allocation policy <input checked="" type="checkbox"/> Procurement policy <input checked="" type="checkbox"/> Strategy (country)	<input checked="" type="checkbox"/> Total budget <input checked="" type="checkbox"/> Disag budget <input checked="" type="checkbox"/> Audit	<input checked="" type="checkbox"/> Implementer <input checked="" type="checkbox"/> Unique ID <input checked="" type="checkbox"/> Title <input checked="" type="checkbox"/> Description <input checked="" type="checkbox"/> Planned dates <input checked="" type="checkbox"/> Actual dates <input checked="" type="checkbox"/> Current status <input checked="" type="checkbox"/> Contact details	<input checked="" type="checkbox"/> Collaboration type <input checked="" type="checkbox"/> Flow type <input checked="" type="checkbox"/> Aid type <input checked="" type="checkbox"/> Finance type <input checked="" type="checkbox"/> Sectors <input checked="" type="checkbox"/> Sub-nat. location <input checked="" type="checkbox"/> Tied aid status	<input checked="" type="checkbox"/> MoU <input checked="" type="checkbox"/> Evaluations <input checked="" type="checkbox"/> Objectives <input checked="" type="checkbox"/> Budget docs <input checked="" type="checkbox"/> Contracts <input checked="" type="checkbox"/> Tenders	<input checked="" type="checkbox"/> Overall cost <input checked="" type="checkbox"/> Planned expenditures <input checked="" type="checkbox"/> Actual expenditures <input checked="" type="checkbox"/> Budget ID	<input checked="" type="checkbox"/> Results <input checked="" type="checkbox"/> Appraisals <input checked="" type="checkbox"/> Conditions									

The Index takes into account information published by the Norwegian Ministry of Foreign Affairs (MFA) and Norwegian Agency for Development Cooperation (Norad). The majority of Norwegian development assistance is administered by the MFA but most activity-level information is found on the Norad website.<sup>38</sup>

Norway is an original signatory to IATI but is yet to start publishing information to the IATI standard. It has published a moderately ambitious implementation schedule, setting a target of end of 2013 for beginning publication to IATI. It currently plans to publish to 68% of IATI fields by 2015. However, the schedule excludes many of the added-value fields, such as activity documents and performance data. Norway's open data portal, [data.norge.no](http://data.norge.no), is a government-wide portal and

includes information on Norad's aid activities. However, the new MFA grants portal, which contains project information for 2013 onwards (updated every month), does not allow free bulk export of the data. Norway is a founder member of OGP and published a National Action Plan in 2011, but it does not include any commitments specific to aid transparency.

Norway ranks 16th out of 49 bilateral agencies. It is weak on organisation financial data, activity classifications, performance data and project documents. Norway's poor performance can be explained in part by the format in which it publishes information. Although it has a project database with information on aid activities downloadable in Excel, fewer than a third of the indicators that take format into account are published in machine-readable formats.

### Recommendations

- Norway should begin publishing its aid data to the IATI standard in 2013 as planned, so it can comply with the standard by the end of 2015. It should also update its implementation schedule by early 2014 so it is more ambitious, including more fields and specifying the licence under which data will be published.
- It should start publishing activity performance data, project documents and forward-looking recipient country budgets.
- Norway should update its OGP National Action Plan to include commitments on implementing IATI.

38 See [www.norad.no/en/about-norad](http://www.norad.no/en/about-norad).

## Sweden – Swedish International Development Cooperation Agency

GOOD	
#9 out of 67	60.4% overall score
Signed IATI: September 2008 Started publishing: November 2011	

Commitment	Publication – Organisation level		Publication – Activity level												
Commitment	Planning	Financial	Basic activity information				Classifications				Related documents			Financial	Performance
FOIA Schedules Accessibility	Strategy Annual report Allocation policy Procurement policy Strategy (country)	Total budget Disag. budget Audit	Implementer Unique ID Title Description Planned dates Actual dates Current status Contract details	Collaboration type Flow type Aid type Finance type Sectors Sub-nat. location Tied aid status	MoU Evaluations Objectives Budget docs Contracts Tenders	Overall cost Planned expenditures Actual expenditures Budget ID	Results Impact appraisals Conditions								

The 2013 Index takes into account information published by Sida. However, Sweden’s publication to IATI is comprehensive for all government agencies that have been allocated ODA funds, including Sida, the MFA and the Ministry of the Environment.

Sweden is an original IATI signatory. It has published an ambitious implementation schedule and plans to publish to more than 95% of IATI fields, including performance data and geo-coded sub-national location information. Building on a 2010 transparency guarantee for Swedish development cooperation,<sup>39</sup> Sweden launched an aid data portal, [openaid.se](http://openaid.se), which is among the most user-friendly open aid portals currently available. Sweden is a member of OGP and has included commitments to aid transparency in its National Action Plan. It has also endorsed the Open Aid Partnership and is currently piloting the IATI budget identifier. Sweden recently began co-hosting the IATI Secretariat, as part of a consortium with UNDP, UNOPS, Ghana and Development Initiatives.

Sweden ranks fourth out of 49 bilaterals. For the 20 indicators which it scores for publishing to IATI, these are comprehensive for all Swedish government agencies that have been allocated ODA funds. Sweden leads on commitment indicators within the good category of donors and performs well on organisation planning and activity classification and basic information. Although Sweden does publish documents in its activity files, these were not correctly coded and thus could not be taken into account for the 2013 Index (this appears to have been fixed since data collection ended). Sweden performs poorly on performance data; the only results data available is currently in PDFs. Of the indicators that take format into account, over three quarters are published in machine-readable formats. However, this does not include information on planned dates or planned expenditure. Sweden made several improvements to its IATI organisation file in July 2013 but it still does not include forward-looking budgets for recipient countries or country-specific strategy papers.

### Recommendations

- Sweden should continue to improve its publication to IATI so it is comprehensive and uses all fields, in line with its ambitious implementation schedule.
- It should also complete its pilot of the IATI budget identifier and share lessons with the IATI community.
- Sweden should update its OGP National Action Plan to include more stretching commitments to implement IATI fully.

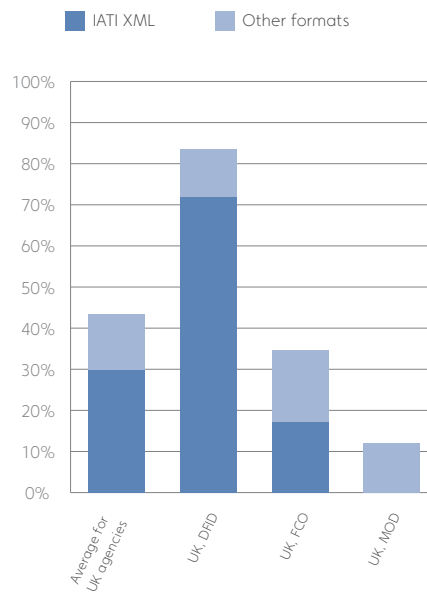
39 [www.government.se/sb/d/12656/a/147849](http://www.government.se/sb/d/12656/a/147849).

## United Kingdom

The Index assesses the transparency of three UK government departments: the Department for International Development (DFID), which is responsible for nearly 90% of the UK's ODA; the Foreign and Commonwealth Office (FCO); and the Ministry of Defence (MOD).

- The UK is a leader on aid transparency globally and was a founding signatory to IATI in 2008. In January 2011, DFID was the first donor agency internationally to begin publishing to the IATI standard and hosted the IATI Secretariat until September 2013. The UK has also endorsed the Open Aid Partnership.
- The UK is a founder member of the OGP and produced a National Action Plan in 2011, coordinated by the Cabinet Office, that committed all UK government departments spending aid to publish to IATI.<sup>40</sup> The following six government departments and public bodies are now publishing directly to the IATI Registry: the CDC Group (the UK's DFI), the Department of Energy and Climate Change (DECC), DFID, the Department for Work and Pensions (DWP), FCO and the Home Office. CDC, DECC, DFID and the FCO have all published implementation schedules.
- All UK government departments produced open data strategies in June 2012, to accompany a Cabinet Office white paper on open data. Cabinet Office is responsible for government-wide transparency and open data.

Chart 9. UK average score and individual agency scores



The 2013 Index shows the three UK departments at very different stages of transparency. DFID, in the very good category, remains a leader in aid transparency and attitudes to open data for development. The FCO has made the political and technical commitment to greater transparency, but is still in the process of implementing fundamental changes to its publishing approach. MOD, in the very poor category, remains unresponsive to calls for greater transparency. On average, the UK performs better than other major bilateral donors including the U.S., France, Germany and Japan, though this is primarily due to DFID's excellent performance.

### Recommendations

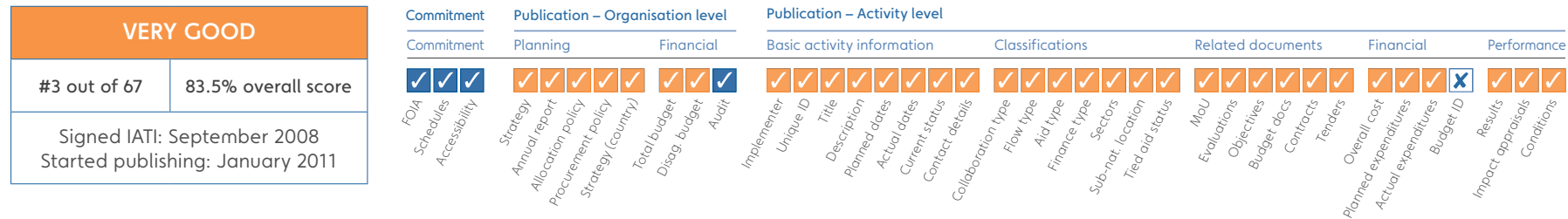
- The UK should include more stretching commitments to implement IATI fully in its revised OGP National Action Plan. All implementing partners of UK aid, including private contractors, should be required to publish to IATI by 2015.
- As the department responsible for promoting the release of government data, Cabinet Office should work with aid-spending departments to develop individual timelines and commitments to greater transparency, including publication to IATI by all such departments.
- The UK should ensure that IATI publication is built into the forthcoming Conflict, Stability and Security Fund, which replaces the joint DFID-FCO-MOD Conflict Pool.

<sup>40</sup> The UK's OGP National Action Plan is available at: [www.opengovpartnership.org/countries/united-kingdom](http://www.opengovpartnership.org/countries/united-kingdom).

Key for indicators scored on format

Published 
  Not published 
 | 
  IATI XML 
  CSV/Excel 
  Website 
  PDF

## Department for International Development



DFID is responsible for approximately 90% of the UK's ODA and leads on setting development assistance policy. It jointly administers the partially ODA-funded Conflict Pool with FCO and MOD. For UK-wide commitments and recommendations, see p.48.

DFID was the first organisation to publish to the IATI Registry, in January 2011. It should be congratulated for refreshing its data on a monthly basis and for exploring traceability of aid flows, by integrating the IATI data of its NGO implementing partners with its own IATI data. DFID published a revised implementation schedule in December 2012, which sets out an ambitious plan for covering almost the entire IATI standard by 2015. It is currently piloting the IATI budget identifier.

DFID published an ambitious open data strategy in June 2012.<sup>41</sup> In June 2013 it launched a beta version of its new aid information platform, Development Tracker – **devtracker.dfid.gov.uk** – which presents IATI data from DFID and its partners to increase traceability. In December 2012, the Secretary of State launched an Aid Transparency Challenge Fund to stimulate the development of tools for using open aid data.

Although DFID has dropped in the ranking from 2012 from first to third, this is a reflection of very high quality IATI publications from MCC and GAVI and not a reduction in DFID's transparency or a deceleration in its progress. DFID performs particularly well on commitment indicators, scoring 95% of the total possible score. It achieves almost full scores at the organisation level and for basic activity indicators. There is some room for improvement on performance data and linking project documents in its IATI data, although DFID has begun to do this consistently for new projects. Of the 22 indicators measured by format, DFID publishes information on 21 in IATI XML format.

### Recommendations

- DFID should continue to improve the quality and breadth of its IATI data, including structured results and conditions data and geo-coded sub-national location data for all projects.
- DFID should work with other UK government aid-spending departments to help them publish to IATI or improve their existing publication, including working with FCO and MOD to publish the activities of the Conflict Pool.
- DFID should complete its pilot of the IATI budget identifier and share lessons with the IATI community.

41 See <http://data.gov.uk/library/dfid-open-data-strategy>.

## Foreign and Commonwealth Office

POOR	
#26 out of 67	34.7% overall score
Signed IATI: September 2008 Started publishing: July 2013	

Commitment	Publication – Organisation level			Publication – Activity level											
Commitment	Planning		Financial	Basic activity information					Classifications			Related documents		Financial	Performance
<input checked="" type="checkbox"/> FOIA <input checked="" type="checkbox"/> Schedules <input checked="" type="checkbox"/> Accessibility	<input checked="" type="checkbox"/> Strategy <input checked="" type="checkbox"/> Annual report <input checked="" type="checkbox"/> Allocation policy <input checked="" type="checkbox"/> Procurement policy <input checked="" type="checkbox"/> Strategy (country)	<input checked="" type="checkbox"/> Total budget <input checked="" type="checkbox"/> Disag budget <input checked="" type="checkbox"/> Audit	<input checked="" type="checkbox"/> Implementer <input checked="" type="checkbox"/> Unique ID <input checked="" type="checkbox"/> Title <input checked="" type="checkbox"/> Description <input checked="" type="checkbox"/> Planned dates <input checked="" type="checkbox"/> Actual dates <input checked="" type="checkbox"/> Current status <input checked="" type="checkbox"/> Contact details	<input checked="" type="checkbox"/> Collaboration type <input checked="" type="checkbox"/> Flow type <input checked="" type="checkbox"/> Aid type <input checked="" type="checkbox"/> Finance type <input checked="" type="checkbox"/> Sectors <input checked="" type="checkbox"/> Sub-nat. location <input checked="" type="checkbox"/> Tied aid status	<input checked="" type="checkbox"/> MoU <input checked="" type="checkbox"/> Evaluations <input checked="" type="checkbox"/> Objectives <input checked="" type="checkbox"/> Budget docs <input checked="" type="checkbox"/> Contracts <input checked="" type="checkbox"/> Tenders	<input checked="" type="checkbox"/> Overall cost <input checked="" type="checkbox"/> Planned expenditures <input checked="" type="checkbox"/> Actual expenditures <input checked="" type="checkbox"/> Budget ID	<input checked="" type="checkbox"/> Results <input checked="" type="checkbox"/> Appraisals <input checked="" type="checkbox"/> Conditions								

For UK-wide commitments and recommendations, see p.48.

The FCO is responsible for several streams of ODA and related funding, including bilateral development assistance programmes, diplomacy-related aid costs and some contributions to multilateral organisations. It is also responsible for the British Council and the Westminster Foundation for Democracy and holds joint responsibility with DFID and MOD for the partially ODA-funded Conflict Pool. The FCO published an open data strategy in June 2012 but it did not include development assistance.<sup>42</sup> In March 2013 it published an ambitious IATI implementation schedule and a list of milestones towards greater aid transparency.<sup>43</sup> The FCO should be congratulated for beginning to publish to IATI

in July 2013. This first publication was limited to basic and classification information on activities, including 2012 data for activities conducted by the FCO and the British Council.

The FCO's rise in the overall ranking is indicative of progress in the last year. It ranks 13th out of 49 bilateral organisations. Some performance data is available on the FCO's website but it is not published systematically. Similarly, only patchy information on activity-related documents is available. Of the 22 indicators that take format into account, fewer than two thirds are published in machine-readable formats. Furthermore, FCO's IATI data does not include important fields such as actual dates, overall project costs, current status, implementing organisations, results or conditions.

### Recommendations

- The FCO should improve its publication to IATI so it is comprehensive, uses all fields and includes an organisation file. As implementation progresses, it should revise its implementation schedule and make further improvements. It should begin exploring automatic publication out of its systems to ensure that data is high quality, sustainable and frequently updated.
- It should promote access and use of its aid information on its website and via an open data portal.
- The FCO should work with DFID and MOD to publish the activities of the Conflict Pool.

## Ministry of Defence

VERY POOR	
#54 out of 67	12.0% overall score
Signed IATI: September 2008	

Commitment	Publication – Organisation level			Publication – Activity level											
Commitment	Planning		Financial	Basic activity information					Classifications			Related documents		Financial	Performance
<input checked="" type="checkbox"/> FOIA <input checked="" type="checkbox"/> Schedules <input checked="" type="checkbox"/> Accessibility	<input checked="" type="checkbox"/> Strategy <input checked="" type="checkbox"/> Annual report <input checked="" type="checkbox"/> Allocation policy <input checked="" type="checkbox"/> Procurement policy <input checked="" type="checkbox"/> Strategy (country)	<input checked="" type="checkbox"/> Total budget <input checked="" type="checkbox"/> Disag budget <input checked="" type="checkbox"/> Audit	<input checked="" type="checkbox"/> Implementer <input checked="" type="checkbox"/> Unique ID <input checked="" type="checkbox"/> Title <input checked="" type="checkbox"/> Description <input checked="" type="checkbox"/> Planned dates <input checked="" type="checkbox"/> Actual dates <input checked="" type="checkbox"/> Current status <input checked="" type="checkbox"/> Contact details	<input checked="" type="checkbox"/> Collaboration type <input checked="" type="checkbox"/> Flow type <input checked="" type="checkbox"/> Aid type <input checked="" type="checkbox"/> Finance type <input checked="" type="checkbox"/> Sectors <input checked="" type="checkbox"/> Sub-nat. location <input checked="" type="checkbox"/> Tied aid status	<input checked="" type="checkbox"/> MoU <input checked="" type="checkbox"/> Evaluations <input checked="" type="checkbox"/> Objectives <input checked="" type="checkbox"/> Budget docs <input checked="" type="checkbox"/> Contracts <input checked="" type="checkbox"/> Tenders	<input checked="" type="checkbox"/> Overall cost <input checked="" type="checkbox"/> Planned expenditures <input checked="" type="checkbox"/> Actual expenditures <input checked="" type="checkbox"/> Budget ID	<input checked="" type="checkbox"/> Results <input checked="" type="checkbox"/> Appraisals <input checked="" type="checkbox"/> Conditions								

MOD provides humanitarian and development assistance in conflict-affected and fragile states, often in collaboration with aid agencies. It jointly administers the partially ODA-funded Conflict Pool with DFID and FCO. For UK-wide commitments and recommendations, see p.48.

It is not currently possible to quantify the proportion of the UK's development assistance that is being channelled through MOD – it is not even available through the UK's OECD DAC statistical reporting. MOD is obliged to publish to IATI under the UK's OGP National Action Plan. However, it has made no public statement regarding how it will implement IATI or increase the transparency of its development assistance. MOD published an open data strategy in June 2012 that commits it to "embedding

transparency", including identifying new data sources for publication; but aid information has not been identified.<sup>44</sup>

MOD scored 12.0%, placing it in the very poor category. It ranks 36th out of 49 bilateral agencies. It trails DFID by over 70 percentage points and FCO by 22. It also trails the U.S. Department of Defense, the only other defence organisation included in the Index, by 21 percentage points. No comprehensive listing of MOD's development assistance activities could be found. The only financial information available for MOD's development assistance is the total budget (which covers the whole of MOD, not just the aid budget) and audit. It does not score on 31 of the 39 indicators included in the Index. MOD declined to comment on the survey.

### Recommendations

- MOD should work with DFID to produce an ambitious implementation schedule by early 2014 that aims to fully implement the IATI standard by the end of 2015. It should start publishing information on its humanitarian and development assistance activities to IATI in 2014.
- It should work with DFID and FCO to publish the activities of the Conflict Pool.
- MOD should improve its open data strategy to include its development related activities.

42 The FCO's Open Data Strategy is available at: <http://data.gov.uk/library/fco-open-data-strategy>.

43 <https://www.gov.uk/government/publications/iati-milestones>.

44 The MOD's Open Data Strategy is available at: <http://data.gov.uk/library/mod-open-data-strategy>.



## United Nations Children's Fund

FAIR	
#21 out of 67	44.3% overall score
Signed IATI: April 2012 Started publishing: June 2013	

Commitment	Publication – Organisation level			Publication – Activity level										
Commitment	Planning		Financial	Basic activity information				Classifications			Related documents		Financial	Performance
FOIA Schedules Accessibility	Strategy Annual report Allocation policy Procurement policy Strategy (country)	Total budget Disag. budget Audit	Implementer Unique ID Title Description Planned dates Actual dates Current status Contract details	Collaboration type Flow type Aid type Finance type Sectors Sub-nat. location Tied aid status	MoU Evaluations Objectives Budget docs Contracts Tenders	Overall cost Planned expenditures Actual expenditures Budget ID	Results Impact appraisals Conditions							

UNICEF should be congratulated for beginning publication to the IATI standard in June 2013. UNICEF released its initial implementation schedule in November 2012 and updated it in June 2013. It currently plans to publish to 94% of IATI fields by the end of 2015, including added-value elements such as results data and project documents by April 2014. UNICEF is currently publishing to IATI at the "intermediate results" level (equivalent to output level results), its primary operational level. UNICEF's 2010 Information Disclosure Policy reaffirms commitments made in the Executive Board's 2009 Accountability Report.<sup>45</sup>

UNICEF scores 44.3%, placing it in the fair category. It is one of the biggest improvers in the 2013 Index. It does well on

activity classifications and basic information but performs poorly on performance data, for which it does not receive any points. Of the 22 indicators that take format into account, just under two thirds are published in machine-readable formats. UNICEF publishes all organisation planning documents and some project documents on its website but does not currently provide links to these in its IATI data.

### Recommendations

- UNICEF should publish more information in its IATI organisation file and, where available, it should also start publishing forward-looking budget data to IATI. It should segment its IATI data into one file per country or region.

- It should implement its ambitious implementation schedule, aiming for full implementation of the IATI standard and monthly publication by the end of 2015.
- UNICEF should provide a further level of hierarchy in its future IATI data to present its operational projects, contracts and transaction data.
- UNICEF should work with others to ensure IATI is useful for humanitarian aid actors, including working with the IATI Technical Advisory Group to improve the standard by developing a humanitarian extension which captures the information needed in the humanitarian sector.

45 Report on the Accountability System of UNICEF, p.6: [www.unicef.org/about/execboard/files/09-15-accountability-ODS-English.pdf](http://www.unicef.org/about/execboard/files/09-15-accountability-ODS-English.pdf); and Information Disclosure Policy: [www.unicef.org/about/legal\\_disclosure.html](http://www.unicef.org/about/legal_disclosure.html).

## United Nations Development Programme

VERY GOOD	
#4 out of 67	83.4% overall score
Signed IATI: April 2009 Started publishing: November 2011	

Commitment	Publication – Organisation level			Publication – Activity level										
Commitment	Planning		Financial	Basic activity information				Classifications			Related documents		Financial	Performance
FOIA Schedules Accessibility	Strategy Annual report Allocation policy Procurement policy Strategy (country)	Total budget Disag. budget Audit	Implementer Unique ID Title Description Planned dates Actual dates Current status Contract details	Collaboration type Flow type Aid type Finance type Sectors Sub-nat. location Tied aid status	MoU Evaluations Objectives Budget docs Contracts Tenders	Overall cost Planned expenditures Actual expenditures Budget ID	Results Impact appraisals Conditions							

UNDP is an original IATI signatory and began publishing to IATI in November 2011. UNDP should be congratulated for making significant improvements to its IATI publication and for updating its implementation schedule to be more ambitious, including plans to publish to 88% of IATI fields. UNDP updated its Information Disclosure Policy in June 2013, expanding disclosure and clarifying exceptions. Together with EIB, it leads on disclosure policies amongst multilateral organisations included in the Index, following best case practices on clarifying exceptions for internal deliberations. UNDP recently began co-hosting the IATI Secretariat, leading a consortium with UNOPS, Ghana, Sweden and Development Initiatives.

UNDP scores 83.4%, placing it in the very good category. It has shown consistent improvement in the publication of information on its activities and is amongst the biggest improvers in the 2013 Index. UNDP achieves high scores on all indicator sub-groups, scoring over 90% of the total possible points for organisation planning and activity classification information; over 80% for commitment and organisation financial information; and over 70% for activity financial and performance data. It scores just over 60% for activity documents. Although UNDP has started publishing results data in its IATI feed, it needs to improve the coverage of this data. UNDP has also started publishing links to contracts and tenders for some of its projects in its IATI data. However, at

the time of data collection, these were available for less than 1% of its current projects. As the coverage was insufficiently comprehensive, these indicators were scored manually via the survey. Of the 22 indicators measured by format, UNDP publishes information on 21 in IATI XML format.

### Recommendations

- UNDP should continue to improve its publication to IATI so it is comprehensive and uses all fields, including publishing more information in its organisation file.
- It should improve its publication process so that it can publish high quality data straight out of its systems, more frequently (preferably monthly) and consistently.

## United Nations Office for the Coordination of Humanitarian Affairs

FAIR	
#25 out of 67	41.7% overall score
Signed IATI: August 2012 Started publishing: March 2013	

Commitment	Publication – Organisation level			Publication – Activity level												
Commitment	Planning	Financial		Basic activity information					Classifications			Related documents		Financial	Performance	
<input checked="" type="checkbox"/> FOIA <input checked="" type="checkbox"/> Schedules <input checked="" type="checkbox"/> Accessibility	<input checked="" type="checkbox"/> Strategy <input checked="" type="checkbox"/> Annual report <input checked="" type="checkbox"/> Allocation policy <input checked="" type="checkbox"/> Procurement policy <input checked="" type="checkbox"/> Strategy (country)	<input checked="" type="checkbox"/> Total budget <input checked="" type="checkbox"/> Disag budget <input checked="" type="checkbox"/> Audit	<input checked="" type="checkbox"/> Implementer <input checked="" type="checkbox"/> Unique ID <input checked="" type="checkbox"/> Title <input checked="" type="checkbox"/> Description <input checked="" type="checkbox"/> Planned dates <input checked="" type="checkbox"/> Actual dates <input checked="" type="checkbox"/> Current status <input checked="" type="checkbox"/> Contact details	<input checked="" type="checkbox"/> Collaboration type <input checked="" type="checkbox"/> Flow type <input checked="" type="checkbox"/> Aid type <input checked="" type="checkbox"/> Finance type <input checked="" type="checkbox"/> Sectors <input checked="" type="checkbox"/> Sub-nat. location <input checked="" type="checkbox"/> Tied aid status	<input checked="" type="checkbox"/> MoU <input checked="" type="checkbox"/> Evaluations <input checked="" type="checkbox"/> Objectives <input checked="" type="checkbox"/> Budget docs <input checked="" type="checkbox"/> Contracts <input checked="" type="checkbox"/> Tenders	<input checked="" type="checkbox"/> Overall cost <input checked="" type="checkbox"/> Planned expenditures <input checked="" type="checkbox"/> Actual expenditures <input checked="" type="checkbox"/> Budget ID	<input checked="" type="checkbox"/> Results <input checked="" type="checkbox"/> Impact appraisals <input checked="" type="checkbox"/> Conditions									

UN OCHA is a coordinating body for humanitarian aid flows. Multiple sources of data have been used to assess OCHA, including IATI data published through the Financial Tracking Service (FTS), a clearing house of information on humanitarian aid flows, and information on OCHA's role as a donor and manager of pooled funds available on OCHA's website. OCHA's efforts to publish information on its activities must be understood in the context of its organisational structure and its many roles – as a recipient of donor funds; a humanitarian donor; a manager of three pooled funds; and a secondary publisher of information on humanitarian aid flows. In most cases, provision of data to the FTS is voluntary so OCHA's responsibility for publishing high quality data through the FTS should be understood in this context.

OCHA should be congratulated for being the first humanitarian agency to begin publishing data to IATI in February 2013. It should also be commended for implementing an extension beyond the current IATI standard to cover information on emergencies and appeals. The FTS IATI data is published live out of its database. OCHA published an unambitious implementation schedule for FTS, planning to include only 32% of IATI fields, but this may be a reflection of the level of information provided by donors to FTS. IATI data could be a useful way to populate FTS, improving the quality of information already held there. OCHA could also report fields for its own data.

OCHA scored 41.7%, placing it in the fair category. It receives higher scores than ECHO for publishing activity documents, financial data and performance data, but scores lower on activity classifications and organisation financial data. While the nature of humanitarian operations means that long-term forward planning data is unlikely to exist, data for the current fiscal year is available, but only in PDF format. OCHA does not score on nine of the 39 indicators included in the Index.

### Recommendations

- OCHA should improve its publication to IATI so it is comprehensive and uses all fields, including an organisation file, forward-looking budget and performance data, links to activity documents and information for the pooled funds it manages.
- It should update the FTS implementation schedule so it is more ambitious. It should also make publicly available its own implementation schedule by early 2014, aiming for full implementation of the IATI standard and monthly publication by the end of 2015.
- OCHA should work with other humanitarian aid organisations such as ECHO, the IATI Secretariat and donor organisations to ensure IATI fully meets the needs of humanitarian aid operations and to promote the standard within the humanitarian community.
- It should publish a disclosure policy in line with best-case practices on the exceptions for commercial interest and third parties and internal deliberations and appeals processes.

### Box 5:

#### Aid transparency and the United Nations

In addition to the three UN agencies included in the Index, the following agencies have begun publishing to IATI (with date of first publication):

- UN Capital Development Fund (October 2012)
- UN-HABITAT (September 2012)
- UN Office for Project Services (UNOPS) (October 2011)
- UN Population Fund (UNFPA) (July 2013)
- UN Women (November 2012)
- World Food Programme (June 2013)

Two other UN agencies – the ILO and IFAD – are signatories of IATI and are expected to publish in the coming months.

There is still work to do: much of the UN system has been slow to embrace IATI. Several prominent members of the 32-strong UN Development Group have not yet publicly committed to publishing to IATI, including the FAO, UNAIDS and WHO. UNESCO has recently put a project in motion to improve transparency although has not yet set a schedule. UNDP, with UN-HABITAT, has convened workshops for UN agencies in Geneva and New York to increase knowledge of aid transparency within the UN system and discuss opportunities for greater coherence in publication and presentation of UN aid development information.

**UN agencies should continue to share best practice in aid transparency and work towards IATI publication of all development activities financed or implemented by the 32 organisations, offices and funds that comprise the UN Development Group.**

## United States

The Index looks at five agencies and one programme: the Department of Defense, the Millennium Challenge Corporation, the Department of State, the Department of the Treasury, USAID and the U.S. President's Emergency Plan for AIDS Relief.

The U.S. should be congratulated for beginning to publish its foreign assistance information in line with IATI in January 2013. The U.S. is a co-founder of OGP and included a commitment to foreign assistance transparency in its first National Action Plan, presented in September 2011. The Open Data Policy, released in May 2013, provided government agencies with specific deadlines and deliverables on foreign assistance transparency.<sup>46</sup>

A significant step towards implementation was taken in September 2012 with the release of OMB bulletin 12-01, which provides detailed requirements for agencies to comply with U.S. commitments on aid transparency, including OGP and IATI.<sup>47</sup> The U.S. has elected to publish to the IATI Registry through the Foreign Assistance Dashboard, run by the Department of State's Foreign Assistance Resources (F) Bureau. The Dashboard was designed to provide a one-stop-shop website for viewing U.S. foreign assistance information. However, its design and structure differs considerably to IATI, and the Dashboard's data collection method, via spreadsheets, makes the platform less flexible, thus compromising the quality and integrity of agencies' data. Although a Dashboard XML schema has been drafted, it is unclear why the IATI XML schema would not be used instead, with add-ons designed for additional U.S. reporting requirements (such as appropriation and obligation information). Such an approach would greatly help avoid the problems with compromised data quality.

In December 2012, the U.S. published its whole-of-government IATI implementation schedule, which did not identify which agencies would be able to publish specific fields from the IATI standard but gave an approximate coverage of total U.S. ODA flows. The U.S. schedule is unambitious, aiming to publish to only 31% of IATI fields and excluding important IATI fields such as activity budgets and documents, sub-national location, results and conditions. Data analysed for the 2013 Index, however, demonstrates that some agencies already collect and publish some of this information. Thus agency-by-agency implementation plans would be more accurate and useful.

Table 4. Comparison of six U.S. organisations' performance

Agency name	Overall % score	Overall rank	Indicators the agency scores on (out of 39)	Indicators published in IATI XML (out of possible 36)
MCC	88.9	1	39	34
Treasury	47.4	19	27	17
USAID	44.3	22	30	14
Defense	33.7	27	24	9
State	22.1	40	19	1
PEPFAR	16.1	50	19	0

No. of indicators on which all U.S. agencies score: 9  
Allocation policy, annual report, FOIA, implementation schedules, organisation strategy, procurement policy, sectors, tenders, total budget.

The first U.S. IATI publication in January 2013 included FY 2012 summary-level data of total sector spending by MCC and USAID by country. In May 2013, the Defense and Treasury Departments published expenditure data for FY 2011 and 2012, with Treasury also publishing planning data for FY 2013. MCC and USAID updated their information to include obligation and expenditure data for FY 2013. All of this data was published both to the Dashboard and the IATI Registry.

In July 2013, USAID published more detailed information to the Dashboard and IATI, including over 50,000 financial transactions. Also in July 2013, MCC and the Department of the Treasury's Office of Technical Assistance (OTA) published high quality information on their own websites in the IATI XML format, including activity-level information for all current projects.

The Department of State is not currently publishing any information to IATI except for a disaggregated budget. The U.S. government is unlikely to meet its own implementation schedule target of approximately 70% of total ODA flows publication by the end of 2013 without the Department of State's publication.

### Recommendations

- The U.S. government should update its implementation schedule by mid-2014 so it is more ambitious and detailed, including agency-by-agency specific dates and delivery targets, aimed at fully implementing the IATI standard by the end of 2015.
- Departments or bureaus within agencies administering foreign assistance should be encouraged to publish their own information on their websites in IATI XML and share these files with the Dashboard for posting to the IATI Registry. Where practicable, agencies should be encouraged to refresh their data on a monthly basis, in line with emerging best practice.
- In order to facilitate this exchange and the crosswalk of information, the Dashboard's XML schema should follow the agreed structure and codelists of the IATI standard.
- The U.S. government should encourage the external and internal use of all published information, particularly by country missions and recipient countries.
- The U.S. government should update its OGP National Action Plan to include stretching milestones for full implementation of IATI by 2015.
- In line with its IATI commitments, the U.S. government should publish forward-looking budget data. This information can include budget request data or indicative figures.

46 The Open Data Policy is available at: [www.whitehouse.gov/sites/default/files/omb/memoranda/2013/m-13-13.pdf](http://www.whitehouse.gov/sites/default/files/omb/memoranda/2013/m-13-13.pdf).

47 Guidance on Collection of Foreign Assistance: [www.whitehouse.gov/sites/default/files/omb/bulletins/fy2012/b12-01.pdf](http://www.whitehouse.gov/sites/default/files/omb/bulletins/fy2012/b12-01.pdf). According to the bulletin, "the Dashboard will pass agency-formatted data to IATI with no alterations, provided that the agency and Dashboard crosswalks are identical" (p.6).

## Department of Defense

POOR	
#27 out of 67	33.7% overall score
Signed IATI: November 2011 Started publishing: May 2013	

Commitment	Publication – Organisation level			Publication – Activity level										
Commitment	Planning	Financial		Basic activity information			Classifications			Related documents			Financial	Performance
<input checked="" type="checkbox"/> FOIA <input checked="" type="checkbox"/> Schedules <input checked="" type="checkbox"/> Accessibility	<input checked="" type="checkbox"/> Strategy <input checked="" type="checkbox"/> Annual report <input checked="" type="checkbox"/> Allocation policy <input checked="" type="checkbox"/> Procurement policy <input checked="" type="checkbox"/> Strategy (country)	<input checked="" type="checkbox"/> Total budget <input checked="" type="checkbox"/> Disag budget	<input checked="" type="checkbox"/> Audit	<input checked="" type="checkbox"/> Implementer <input checked="" type="checkbox"/> Unique ID <input checked="" type="checkbox"/> Title <input checked="" type="checkbox"/> Description <input checked="" type="checkbox"/> Planned dates <input checked="" type="checkbox"/> Actual dates <input checked="" type="checkbox"/> Current status <input checked="" type="checkbox"/> Contact details	<input checked="" type="checkbox"/> Collaboration type <input checked="" type="checkbox"/> Flow type <input checked="" type="checkbox"/> Aid type <input checked="" type="checkbox"/> Finance type <input checked="" type="checkbox"/> Sectors <input checked="" type="checkbox"/> Sub-nat. location <input checked="" type="checkbox"/> Tied aid status	<input checked="" type="checkbox"/> MoU <input checked="" type="checkbox"/> Evaluations <input checked="" type="checkbox"/> Objectives <input checked="" type="checkbox"/> Budget docs <input checked="" type="checkbox"/> Contracts <input checked="" type="checkbox"/> Tenders	<input checked="" type="checkbox"/> Overall cost <input checked="" type="checkbox"/> Planned expenditures <input checked="" type="checkbox"/> Actual expenditures <input checked="" type="checkbox"/> Budget ID	<input checked="" type="checkbox"/> Results <input checked="" type="checkbox"/> Appraisals <input checked="" type="checkbox"/> Conditions						

DOD spent close to USD 700 million in ODA according to 2011 CRS data. For U.S.-wide commitments and recommendations, see p.53.

The Department of Defense is included in the government's IATI and OGP commitments to aid transparency. The U.S. Government Accountability Office has issued a number of reports recommending that DOD publish to the Foreign Assistance Dashboard.<sup>48</sup> The Department of Defense published its first data files to the Dashboard and the IATI Registry in May 2013, which included planned data for 2011 and 2012, obligated data for 2011 and 2012, and spent data for 2011 and 2012.

DOD scores 33.7%, placing it in the poor category. It scores over 20 percentage points higher than UK's Ministry of

Defence, the only other defence organisation included in the Index. DOD performs moderately on organisation planning and activity classifications and financial information but does poorly in other areas, particularly on performance data, organisation financial data and the provision of project-related documents. DOD's IATI publication includes: actual dates, current status, unique IDs, sector, actual expenditure and planned expenditure. However, it does not include any activity or organisation documents, even though some of this information is available on DOD's website. Of the indicators that take format into account, fewer than two thirds are published in machine-readable formats. It does not publish information systematically across all projects on i

plementing organisations, planned dates, overall costs, conditions and results. DOD also does not publish forward-looking budgets for recipient countries. DOD reviewed the automated assessment of IATI data for the Index but declined to comment on the manually collected survey data.

### Recommendations

- DOD should improve its publication to IATI so it is comprehensive and covers all the fields in the IATI standard.
- DOD should publish an IATI organisation file, include links to activity-related documents, and add performance data to its IATI publication.

## Department of State

POOR	
#40 out of 67	22.1% overall score
Signed IATI: November 2011	

Commitment	Publication – Organisation level			Publication – Activity level										
Commitment	Planning	Financial		Basic activity information			Classifications			Related documents			Financial	Performance
<input checked="" type="checkbox"/> FOIA <input checked="" type="checkbox"/> Schedules <input checked="" type="checkbox"/> Accessibility	<input checked="" type="checkbox"/> Strategy <input checked="" type="checkbox"/> Annual report <input checked="" type="checkbox"/> Allocation policy <input checked="" type="checkbox"/> Procurement policy <input checked="" type="checkbox"/> Strategy (country)	<input checked="" type="checkbox"/> Total budget <input checked="" type="checkbox"/> Disag budget	<input checked="" type="checkbox"/> Audit	<input checked="" type="checkbox"/> Implementer <input checked="" type="checkbox"/> Unique ID <input checked="" type="checkbox"/> Title <input checked="" type="checkbox"/> Description <input checked="" type="checkbox"/> Planned dates <input checked="" type="checkbox"/> Actual dates <input checked="" type="checkbox"/> Current status <input checked="" type="checkbox"/> Contact details	<input checked="" type="checkbox"/> Collaboration type <input checked="" type="checkbox"/> Flow type <input checked="" type="checkbox"/> Aid type <input checked="" type="checkbox"/> Finance type <input checked="" type="checkbox"/> Sectors <input checked="" type="checkbox"/> Sub-nat. location <input checked="" type="checkbox"/> Tied aid status	<input checked="" type="checkbox"/> MoU <input checked="" type="checkbox"/> Evaluations <input checked="" type="checkbox"/> Objectives <input checked="" type="checkbox"/> Budget docs <input checked="" type="checkbox"/> Contracts <input checked="" type="checkbox"/> Tenders	<input checked="" type="checkbox"/> Overall cost <input checked="" type="checkbox"/> Planned expenditures <input checked="" type="checkbox"/> Actual expenditures <input checked="" type="checkbox"/> Budget ID	<input checked="" type="checkbox"/> Results <input checked="" type="checkbox"/> Appraisals <input checked="" type="checkbox"/> Conditions						

For U.S.-wide commitments and recommendations, see p.53.

In FY 2011, U.S. Economic Assistance funded by the Department of State was provided by 14 Bureaus and the National Endowment for Democracy. The Bureau for International Narcotics and Law Enforcement (INL) was selected for review in the 2013 Index as it is the largest spending bureau in Afghanistan, which is the Department of State's largest aid recipient country.

The Department of State is working with USAID on the overall coordination of U.S. aid transparency implementation, particularly through the hosting of the Foreign Assistance Dashboard and all formal engagement with IATI. State itself has not published any new information to the Dashboard since

its creation in December 2010. To date, the Department's only information in the IATI format is a disaggregated budget, currently shared with USAID in a joint IATI organisation file. Although State revised its Open Government Plan in April 2012, it does not refer to IATI, nor does it provide details for how the Department itself will implement its commitments to the Dashboard, except to list it as a "flagship initiative" for 2012–13.

The Department of State scores 22.1%, placing it near the bottom of the poor category, above only Austria. It is the only U.S. agency that does not systematically publish project IDs or classifications such as aid type, collaboration type and finance type. Information for eight indicators at the activity level could be found for some projects on its website, but it is not systematically published. State

performs better at the organisation level, particularly on organisation financial information.

### Recommendations

- Department of State should begin publication in line with the IATI standard as soon as possible. The information published should include current, comprehensive organisation and activity-level data.
- The Department should designate an office to produce a strategy to improve its internal information management and meet its existing aid transparency commitments, including IATI. It should incorporate that strategy into the next revision of its Open Government Plan, due in April 2014.

48 See Building Partner Capacity Key Practices to Effectively Manage Department of Defense Efforts to Promote Security Cooperation: [www.gao.gov/assets/660/652159.pdf](http://www.gao.gov/assets/660/652159.pdf); Afghanistan Development Agencies Could Benefit From a Shared and More Comprehensive Database on U.S. Efforts: [www.gao.gov/assets/650/649814.pdf](http://www.gao.gov/assets/650/649814.pdf); and Humanitarian And Development Assistance Project Evaluations And Better Information Sharing Needed to Manage the Military's Efforts: [www.gao.gov/assets/590/588334.pdf](http://www.gao.gov/assets/590/588334.pdf).

## Department of the Treasury

FAIR	
#19 out of 67	47.4% overall score
Signed IATI: November 2011 Started publishing: May 2013	

Commitment	Publication – Organisation level			Publication – Activity level																																								
Commitment	Planning		Financial	Basic activity information					Classifications			Related documents			Financial	Performance																												
FOIA Schedules Accessibility	✓	✓	✓	Strategy Annual report Allocation policy Procurement policy Strategy (country)	✓	✓	✓	✓	✗	Total budget Disag. budget Availt	✓	✓	✓	✗	Implementer Unique ID Title Description Planned dates Actual dates Current status Contract details	✓	✓	✓	✓	✓	✓	✓	✓	✓	✓	✓	✓	MoU Evaluations Objectives Budget docs Contracts Tenders	✗	✗	✓	✗	✗	✓	Overall cost Planned expenditures Actual expenditures Budget ID	✓	✗	✗	✗	✗	Results Impact appraisals Conditions	✗	✗	✓

For U.S.-wide commitments and recommendations, see p.53. The Office of Technical Assistance (OTA) was selected for review as it is the only one of its three international components that is administered and implemented by the Department of the Treasury.<sup>49</sup> OTA helps finance ministries and central banks of developing countries strengthen their capacity to manage public finances and mobilise domestic resources. OTA should be congratulated for publishing all current projects in the IATI XML format in July 2013. The Department of the Treasury published information for two of its international programmes (multilaterals and OTA) to the Foreign Assistance Dashboard in May 2013. This included planning data from 2011 to 2013, and obligation and spent data from 2010 to 2012.

OTA is one of the biggest improvers in the 2013 Index. It performs well on activity classifications, basic information and organisation financial information. Work remains to be done on activity financial data, the provision of project-related documents, and performance data, especially on results and impact appraisals. OTA's publication in IATI XML does not currently include actual dates, actual expenditure or planned expenditure or links to activity documents such as budgets, contracts, evaluations, MoUs, objectives and tenders. Much of this information is not published systematically, even on OTA's website. At the organisation level, links to documents such as allocation policy, annual report, country strategy, organisation strategy and procurement policy are also missing from the current publication even though some of these documents are

published on OTA's website. Treasury (OTA) is one of only two U.S. agencies to publish forward-looking organisation budgets and planned dates in IATI XML.

### Recommendations

- OTA's IATI XML information should be posted to the IATI Registry.
- Treasury should ensure all information for its international programmes (debt relief, multilaterals and technical assistance) is consistently published to IATI.
- In subsequent publications, OTA's data should include all fields of the IATI standard, including performance data and links to activity and organisation-level documents.

49 The other components of Treasury's international work focus on debt relief and multilaterals.

## Millennium Challenge Corporation

VERY GOOD	
#1 out of 67	88.9% overall score
Signed IATI: November 2011 Started publishing: January 2013	

Commitment	Publication – Organisation level			Publication – Activity level																																								
Commitment	Planning		Financial	Basic activity information					Classifications			Related documents			Financial	Performance																												
FOIA Schedules Accessibility	✓	✓	✓	Strategy Annual report Allocation policy Procurement policy Strategy (country)	✓	✓	✓	✓	✓	Total budget Disag. budget Availt	✓	✓	✓	✓	Implementer Unique ID Title Description Planned dates Actual dates Current status Contract details	✓	✓	✓	✓	✓	✓	✓	✓	✓	✓	✓	✓	MoU Evaluations Objectives Budget docs Contracts Tenders	✓	✓	✓	✓	✓	✓	Overall cost Planned expenditures Actual expenditures Budget ID	✓	✓	✓	✓	✓	Results Impact appraisals Conditions	✓	✓	✓

MCC is a U.S. foreign assistance agency providing large-scale grants. It currently manages Compacts and Threshold Programs in 38 countries. For U.S.-wide commitments and recommendations, see p.53.

MCC should be congratulated for publishing high quality information in line with the IATI standard. All MCC's current Compacts and Threshold Programs are published in IATI XML on MCC's website. The information on the Foreign Assistance Dashboard includes planning, obligation and spending data. MCC has developed an Open Data Catalogue which includes machine-readable datasets, descriptions of the datasets (dataset metadata) and tools that use the data.

MCC scores 88.9%, making it the top ranking agency in the

2013 Index. It is amongst the biggest improvers in the 2013 Index and is the first U.S. agency to enter the top three. MCC's commendable performance is owed to its recent IATI XML publication, which includes added-value fields that go beyond those listed under the U.S. government's implementation schedule, including activity budgets, results and conditions. MCC also includes links to project and organisation documents in its IATI XML data. It achieves nearly full scores for activity performance information and provision of project documents. It is one of the few donors to score on the budget ID, sub-national location and disaggregated budgets, including information for three years ahead of the current fiscal year. The latter is in part due to MCC's Compact design, which extends for five fiscal years. This information can be found in MCC's data

catalogue. Despite the significant progress, there is still some room for improvement. Sub-national locations could be more detailed, and project documents could link to more detailed activity documents.

### Recommendations

- MCC's IATI XML information should be posted to the IATI Registry.
- MCC should ensure the quality and integrity of its data is maintained in all future publications by the Dashboard and to the IATI Registry.
- Future IATI publications should include disaggregated budgets, specific to each Compact and Threshold Program.

## President's Emergency Plan for AIDS Relief

VERY POOR	
#50 out of 67	16.1% overall score
Signed IATI: November 2011	

Commitment	Publication – Organisation level		Publication – Activity level											
	Commitment	Planning	Financial	Basic activity information			Classifications				Related documents			Financial
<input checked="" type="checkbox"/> FOIA <input checked="" type="checkbox"/> Schedules <input checked="" type="checkbox"/> Accessibility	<input checked="" type="checkbox"/> Strategy <input checked="" type="checkbox"/> Annual report <input checked="" type="checkbox"/> Allocation policy <input checked="" type="checkbox"/> Procurement policy <input checked="" type="checkbox"/> Strategy (country)	<input checked="" type="checkbox"/> Total budget <input checked="" type="checkbox"/> Disag budget <input checked="" type="checkbox"/> Audit	<input checked="" type="checkbox"/> Implementer <input checked="" type="checkbox"/> Unique ID <input checked="" type="checkbox"/> Title <input checked="" type="checkbox"/> Description <input checked="" type="checkbox"/> Planned dates <input checked="" type="checkbox"/> Actual dates <input checked="" type="checkbox"/> Current status <input checked="" type="checkbox"/> Contact details	<input checked="" type="checkbox"/> Collaboration type <input checked="" type="checkbox"/> Flow type <input checked="" type="checkbox"/> Aid type <input checked="" type="checkbox"/> Finance type <input checked="" type="checkbox"/> Sectors <input checked="" type="checkbox"/> Sub-nat. location <input checked="" type="checkbox"/> Tied aid status	<input checked="" type="checkbox"/> MoU <input checked="" type="checkbox"/> Evaluations <input checked="" type="checkbox"/> Objectives <input checked="" type="checkbox"/> Budget docs <input checked="" type="checkbox"/> Contracts <input checked="" type="checkbox"/> Tenders	<input checked="" type="checkbox"/> Overall cost <input checked="" type="checkbox"/> Planned expenditures <input checked="" type="checkbox"/> Actual expenditures <input checked="" type="checkbox"/> Budget ID	<input checked="" type="checkbox"/> Results <input checked="" type="checkbox"/> Appraisals <input checked="" type="checkbox"/> Conditions							

PEPFAR is the U.S. government's cross-cutting programme to combat HIV/AIDS. It is part of the Department of State but has been assessed separately because of the magnitude of the programme, which is administered by a number of U.S. agencies. For U.S.-wide commitments and recommendations, see p.53.

PEPFAR is not currently publishing information directly to the Foreign Assistance Dashboard or to the IATI Registry. Some information about PEPFAR-funded activities is available on the Dashboard in USAID's data, as part of their own agency spending. However, PEPFAR's own role in the project cycle (e.g., from whom it received funds, to whom it disbursed funds) is not published. PEPFAR does not disclose information on contracts to prime partners and sub-partners in a

machine-readable and open format consistent with the U.S. Open Data Policy. PEPFAR's funding mechanism and structure highlights the need for clarity on its publication of foreign assistance information, to show flows that are received and disbursed.<sup>50</sup> PEPFAR has not been scheduled to be added on the Foreign Assistance Dashboard. Its budget is authorised for a five-year cycle, with the last authorisation in 2008.

PEPFAR scores 16.1%, placing it in the very poor category. It is the only U.S. agency that does not score on the portal, description and title indicators. Information on PEPFAR's activities can be found in Country Operation Plans (COPs) published annually by PEPFAR, but often information in these documents is redacted without any explanation, resulting in PEPFAR's poor performance on activity-level indicators. It does not publish activity financial

and performance data systematically. PEPFAR also performs poorly on financial information at the organisation level, scoring on just one indicator – forward-looking organisation budgets. Of the 22 indicators that take format into account, none are published in machine-readable formats.

### Recommendations

- PEPFAR should take responsibility for publishing all its budget data and information on activities that it is currently funding.
- PEPFAR should publish all its activities to IATI in 2014, including any funding provided to other agencies. Funds implemented by other agencies but originating in OGAC should be included in the activity reports.

## United States Agency for International Development

FAIR	
#22 out of 67	44.3% overall score
Signed IATI: November 2011 Started publishing: January 2013	

Commitment	Publication – Organisation level		Publication – Activity level											
	Commitment	Planning	Financial	Basic activity information			Classifications				Related documents			Financial
<input checked="" type="checkbox"/> FOIA <input checked="" type="checkbox"/> Schedules <input checked="" type="checkbox"/> Accessibility	<input checked="" type="checkbox"/> Strategy <input checked="" type="checkbox"/> Annual report <input checked="" type="checkbox"/> Allocation policy <input checked="" type="checkbox"/> Procurement policy <input checked="" type="checkbox"/> Strategy (country)	<input checked="" type="checkbox"/> Total budget <input checked="" type="checkbox"/> Disag budget <input checked="" type="checkbox"/> Audit	<input checked="" type="checkbox"/> Implementer <input checked="" type="checkbox"/> Unique ID <input checked="" type="checkbox"/> Title <input checked="" type="checkbox"/> Description <input checked="" type="checkbox"/> Planned dates <input checked="" type="checkbox"/> Actual dates <input checked="" type="checkbox"/> Current status <input checked="" type="checkbox"/> Contact details	<input checked="" type="checkbox"/> Collaboration type <input checked="" type="checkbox"/> Flow type <input checked="" type="checkbox"/> Aid type <input checked="" type="checkbox"/> Finance type <input checked="" type="checkbox"/> Sectors <input checked="" type="checkbox"/> Sub-nat. location <input checked="" type="checkbox"/> Tied aid status	<input checked="" type="checkbox"/> MoU <input checked="" type="checkbox"/> Evaluations <input checked="" type="checkbox"/> Objectives <input checked="" type="checkbox"/> Budget docs <input checked="" type="checkbox"/> Contracts <input checked="" type="checkbox"/> Tenders	<input checked="" type="checkbox"/> Overall cost <input checked="" type="checkbox"/> Planned expenditures <input checked="" type="checkbox"/> Actual expenditures <input checked="" type="checkbox"/> Budget ID	<input checked="" type="checkbox"/> Results <input checked="" type="checkbox"/> Appraisals <input checked="" type="checkbox"/> Conditions							

USAID is the lead development agency in the U.S. and is the largest spending agency of U.S. ODA. For U.S.-wide commitments and recommendations, see p.53.

USAID should be congratulated for publishing its first set of data to the IATI Registry in January 2013, including summary spend level data by sectors and countries. In July 2013, it published over 50,000 financial transactions to the IATI Registry. This new information, structured in line with the 2006 Foreign Assistance Framework, corresponds to awards (grants and contracts) given by the agency. A single award (designated as an activity in USAID's IATI data) may support more than one project. USAID is investing in making information available on its activities through a number of different transparency initiatives.<sup>51</sup> Additionally, foreign assistance information is held

and published by different projects and initiatives within the agency (e.g., the Development Experience Clearing House and AIDtracker). USAID is a partner in the Open Aid Partnership.

USAID scores 44.3%, placing it in the fair category. It performs well on organisation financial information and basic activity information but does poorly on performance data and the provision of project documents. USAID's most recent IATI publication (July 2013) includes a number of new information elements such as actual dates, unique IDs, aid type, collaboration type, finance type, planned and actual expenditure and disaggregated budget. However, these relate to awards. Although this was a good step forward in terms of quantity of information, the data is hard to utilize as it is not linked to recognisable projects. Of the indicators measured by

format, just under two thirds are published in machine-readable formats. USAID does not systematically and comprehensively publish information on forward-looking organisation budgets, activity costs, results, conditions or tied aid status in any format.

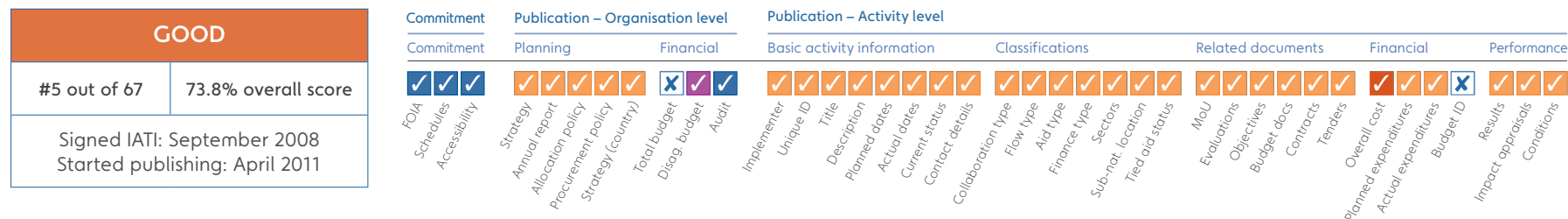
### Recommendations

- USAID foreign assistance information, including the financial information published in July 2013, should be individually linked to each project, including its performance data, documentation and conditions. This may require the use of hierarchies in the IATI data to accurately reflect USAID's business model. USAID should also link activity-related documents to its IATI data such as budget documents, contracts, evaluations, MoUs, objectives and tenders.

50 PEPFAR funding is appropriated by Congress through a number of line items and accounts to four different government agencies. About 78% of appropriations go directly to the Office of the Global AIDS Coordinator (OGAC) for distribution, with the remaining 22% appropriated directly to other implementing government agencies such as USAID and the Department of Health and Human Services. However, these agencies also receive additional funding through OGAC: [www.cgdev.org/sites/default/files/financial-flows-pepfar-profile.pdf](http://www.cgdev.org/sites/default/files/financial-flows-pepfar-profile.pdf).

51 For a discussion of the main efforts, see: [www.usaid.gov/results-and-data/progress-data/transparency](http://www.usaid.gov/results-and-data/progress-data/transparency).

## World Bank, International Development Association



The World Bank is an original IATI signatory and was the first multilateral organisation to publish in April 2011. It should be congratulated for making significant improvements to its IATI data to include project documents and sub-national location information. It updated its implementation schedule in July 2013 to be more ambitious, with plans to publish to 89% of IATI fields by the end of 2015. The World Bank is preparing an openness and transparency framework to increase coherence across the World Bank Group on its internal open data streams – including World Bank Finances, Mapping for Results and the Open Data Initiative – and external engagement with transparency initiatives. The World Bank also publishes information through the World Bank Finances platform, providing visualisations for activities funded through development credits, grants and concessional guarantees. The World Bank Institute provides the secretariat for the Open Aid Partnership.

IDA scored 73.8%, placing it at the top of the good category. It has continued to improve its aid transparency; its marginal decline in the Index ranking is owed to UNDP, GAVI and MCC publishing higher quality data to IATI. IDA performs well on most sub-groups of indicators, receiving over 90% of the total possible points on the planning sub-group at the organisation level and the basic and classification sub-groups at the activity level, as well as over 70% on commitment and the provision of project documents. It posts lower scores on organisation and activity financial information. While performance and evaluation documents are available in IDA's data, structured results data is not, although this information is often available on its website. It scores the maximum possible points on 15 of 39 indicators. Of the 22 indicators that take format into account, 18 are published in IATI XML format, while two others – disaggregated budgets and activity overall cost – are published in other formats on its website.<sup>52</sup> Overall, IDA scores on 37 of the 39 indicators.

### Recommendations

- The World Bank should continue to improve its publication to IATI so it is comprehensive and uses all fields, including more information in its organisation file, forward-looking budget and performance data, and links to activity documents.
- It should improve its publication process so that it can publish high quality data straight out of its systems, more frequently (preferably monthly) and consistently.
- It should consider making further improvements to its ambitious implementation schedule by early 2014, aiming for full implementation of the IATI standard and monthly publication by the end of 2015.
- It should support and encourage other World Bank Group institutions – including IFC and MIGA – and World Bank-administered trust funds and financial intermediary funds to publish to IATI.

52 Although the World Bank does publish forward budget data for FY14 for 14 countries in its IATI data, these could not be assessed in the IATI data as the lack of a total (current or future) budget meant there was no way to assess the percentage of country budgets that were available.

The chart overleaf shows all the data collected for each of the 67 organisations included in the 2013 Index. For the purposes of scoring the Index, the only survey results that were used were where the information was "always" published. However, data was collected on whether the information was found to be "sometimes" available.<sup>53</sup> The full Index dataset is available at: [www.publishwhatyoufund.org/index/2013/data](http://www.publishwhatyoufund.org/index/2013/data)

53. "Sometimes" was defined at the organisation level as information that was sporadically or inconsistently published; and at the activity level as information that was a) published for only some of the activities examined; b) information that was published incidentally rather than in a specific field, for example, if the sectors were only mentioned in the title, or if the objectives were mentioned in the description; or c) if the data source stated any of the following or similar qualifiers when introducing the projects: major projects, lighthouse projects, key projects, case studies, example projects, a selection of projects. To establish that information is consistently published at the activity level, a minimum of five activities are selected within the largest recipient country or thematic sector (if the donor agency organises itself along thematic areas or sectors rather than by countries).







Publish What You Fund  
Company Registration Number 07676886 (England and Wales)

Designed by Echelon Creative  
[www.echeloncreative.co.uk](http://www.echeloncreative.co.uk)

## **Publish What You Fund**

Southbank House, Black Prince Road, London SE1 7SJ

[www.publishwhatyoufund.org](http://www.publishwhatyoufund.org)