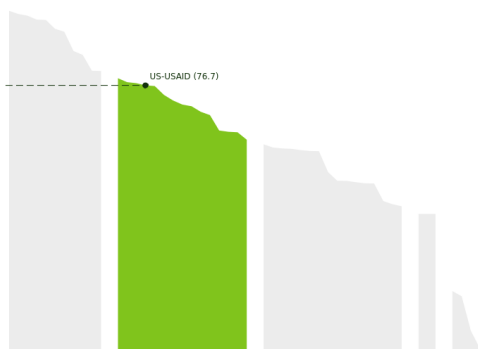


United States, Agency for International Development (USAID)



SCORE:
76.7

POSITION:
15/47

2020
GOOD

OVERVIEW

The US Agency for International Development (USAID) is the leading development agency in the US and is the largest bilateral aid agency in the world. It works to end extreme poverty in over 100 countries. It became an IATI member in 2011 and published data jointly with other US agencies from 2013. In 2017, USAID began publishing its own data separately.

2018
GOOD

2016
FAIR

2015
GOOD

2014
FAIR

2013
FAIR

Organisational planning
and commitments
14.4 / 15

Finance and budgets
15.1 / 25

Project attributes
18.2 / 20

Joining-up development
data
18.3 / 20

Performance
10.7 / 20

ANALYSIS

USAID improved its score from the 2018 Index by eight points, jumping to near the top of the 'good' category and maintaining its ranking of second place among the US agencies in the Index. It also increased its frequency of publication to the IATI Registry from quarterly to monthly.

USAID's information on **joining-up development** data scored over 90 percent of the available points which, combined with a high publication frequency, made this the highest scoring component for the agency. Procurement data on contracts and tenders, which USAID did not publish consistently across its activities, lowered its scores. Generally, procurement data quality improved from 2018 when it failed sampling.

USAID performed well on almost all **project attribute** indicators, all of which it published in the IATI Standard format. It scored over 90 percent of the available points for this component. The lowest scoring indicator in the component was sub-national locations, which it only provided for 3 percent of its IATI activities.

USAID performs above the group average on the **organisational planning and commitments** component, scoring full points for its organisation strategy, annual report, allocation policy, procurement policy, audit, and country strategies. This was consistent with 2018.

Where USAID published **finance and budgets** indicators, it scored well on commitments, disaggregated budgets, disbursements and expenditures, and total organisational budget (although this last indicator was only two years forward looking). However, it did not score for total and disaggregated project budgets. In addition, USAID was the only donor in the 'good' category that did not apply the OECD DAC sector financial codes to standardise budget alignment.

With regards to **performance**-related information, USAID performed above average on this component for the 'good' category and its reviews and evaluations were of good quality. However, coverage of performance-related documents such as results data and reviews and evaluations were low, with only 2-16 percent of activities scoring against the four performance indicators.

RECOMMENDATIONS

- USAID should ensure that sub-national locations are consistently available across its activities to improve its project attributes.

activities to improve its project documentation.

- USAID should apply the voluntary OECD DAC sector codes for budget alignment to its financial data, which foreign ministries have identified as particularly useful, to improve its joined-up development data.
- It should also focus on providing further financial data at the project level (such as project budgets and documentation), which data users have identified as particularly valuable.
- USAID should now prioritise publishing more performance data across its activities.

DEEP DIVE

Organisational planning and commitments

Score: 14.4 / 15

ABOUT COMPONENT

This component looks at the overall aims and strategy of an organisation. We check for any public commitments to aid transparency. We also make sure audits are in place and if planning documents have been published, including by parent organisations (including national governments) where applicable. We make note of any Freedom of Information laws and critically, we make sure that organisations have tried to make their information easy to access and understand. You should not have to be an expert in open data to be able to find and use this information.

Quality of FOI legislation

Score: 1.25

Accessibility

Score: 1.88

Organisation strategy

Score: 1.88

Annual report

Score: 1.88

Allocation policy

Score: 1.88

Procurement policy

Score: 1.88

Strategy (country/sector) or Memorandum of Understanding

Score: 1.88

Audit

Score: 1.88

Finance and budgets

Score: 15.1 / 25

ABOUT COMPONENT

This component is critical to allow you and anyone else to follow the money. We expect to find the total budget of the organisation being assessed, right down to individual transactions for each development activity. In particular, forward-looking budgets from donors are important for partner country governments to be able to plan their own future finances.

Disaggregated budget

Score: 3.48

Project budget

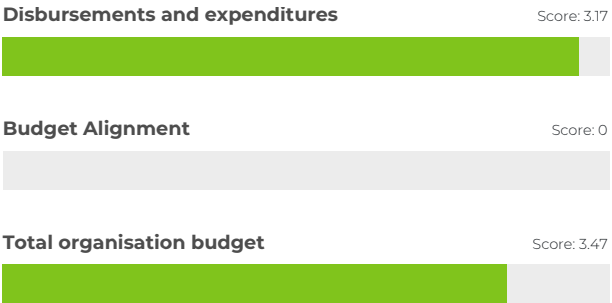
Score: 1.67

Project budget document

Score: 0

Commitments

Score: 3.26

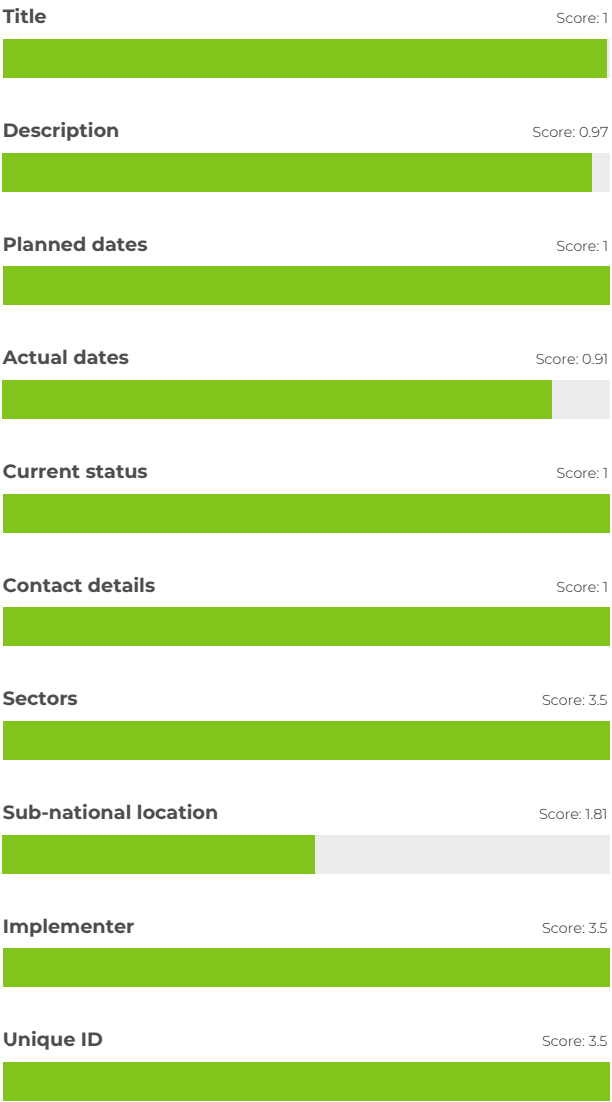


Project attributes

Score: 18.2 / 20

ABOUT COMPONENT

This component refers to descriptive, non-financial data, including basics like the title and description of a project. Information like this is important as it is often the entry point for data users to quickly understand what a project is about. We also look for other information that helps to put a project in context, such as its sub-national location (rather than simply being pin pointed to a capital city or the centre of a country) or the sector that the project deals with, for example, education or agriculture.



Joining-up development data

Score: 18.3 / 20



ABOUT COMPONENT

This component looks at how well a donor's data is able to be linked and connected with other bits of information. There is a diverse nature of flows, activities and actors within the development sector. Aid and development finance data needs to be effectively linked and connected with the rest to provide a full picture for the user. This can be particularly important for partner country governments, who need to integrate information on aid with their own budgets and systems.

Aid type

Score: 3.33



Finance type

Score: 3.33



Tied aid status

Score: 3.33



Conditions

Score: 3.33



Project procurement

Score: 1.68



Performance

Score: 10.7 / 20

ABOUT COMPONENT

This component refers to the essential data and documents that assess whether a project is on track or has been achieved. This includes things like baseline surveys, progress against targets, mid-term reviews and end of project evaluations. This information is important to hold donors to account and also to share knowledge with others on what worked and what did not during a project.

Objectives

Score: 2.57



Pre-project impact appraisals

Score: 2.72



Reviews and evaluations

Score: 2.9



Results

Score: 2.54

