



Need to Know

WHAT PEOPLE IN POOR COUNTRIES ARE
DEMANDING TO KNOW ABOUT US FOREIGN AID

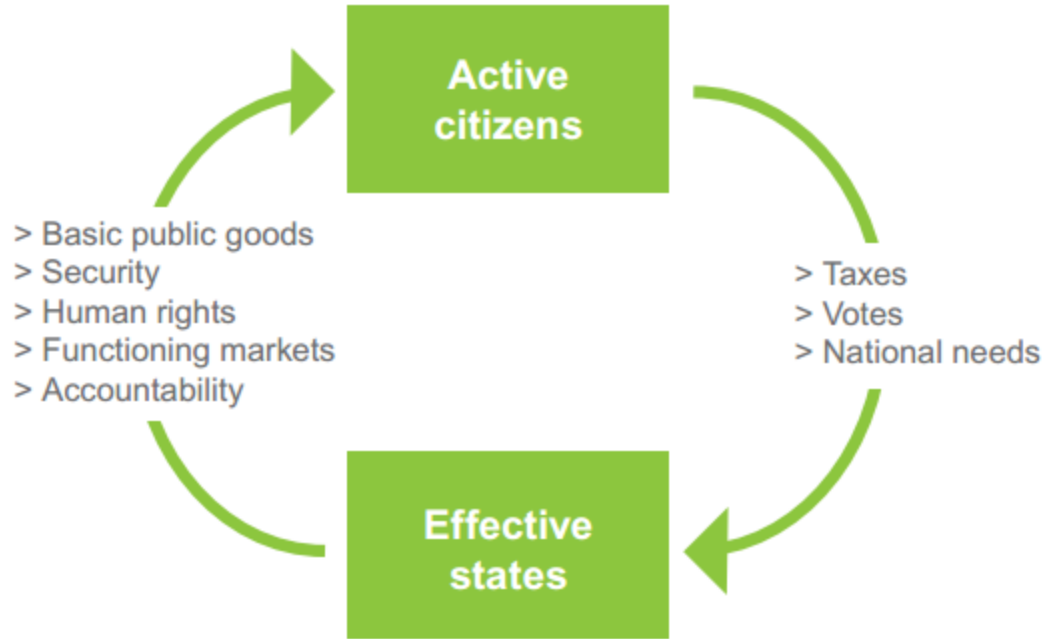
Gregory Adams
Director of Aid Effectiveness
Oxfam America

June 24, 2013



OXFAM
America

THE DEVELOPMENT COMPACT



RECIPIENT PROJECTS

Make selection(s) below and hit GO to see the locations of recovery projects on the map. Click on a dot or award name for more details.

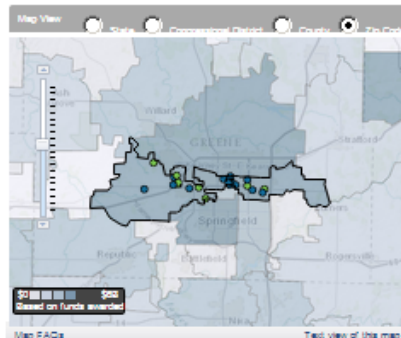
State: Zip code:
 County: Cong. Dist:
 Agency:
 Category: Recipient Name:

Type: Contracts Grants Loans
 Status: Not Started In Progress Completed

Missouri - 65802

 Funding:

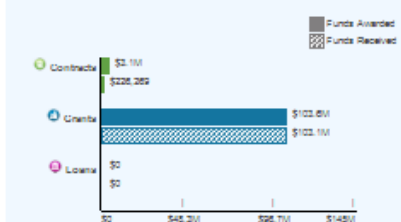
Total Funds Awarded	Total Awards	Jobs by Quarter
\$106,667,625	71	0



Rank of Awards	Recipient	Award	Details
1	AC Electronic Systems, Inc	\$76,594	PROFILE AWARD
2	AUTOMATED LOGIC CORPORATION	\$180,000	PROFILE AWARD
3	BOYS & GIRLS CLUB OF SPRINGFIELD	\$42,800	PROFILE AWARD
4	Builders Glass and Products Co.	\$225,929	PROFILE AWARD
5	Carson-Michel, Inc.	\$3,701	PROFILE AWARD
6	CITY OF SPRINGFIELD	\$14,074,756	PROFILE AWARD
7	COMMUNITY COLLEGE DISTRICT OF	\$67,321	PROFILE AWARD
8	Community Foundation of The Ozarks, Inc	\$180,000	PROFILE AWARD
9	COUNTY OF GREENE	\$423,700	PROFILE AWARD
10	COUNTY OF GREENE	\$54,766	PROFILE AWARD
11	COUNTY OF GREENE	\$67,172	PROFILE AWARD
12	COUNTY OF GREENE	\$51,142	PROFILE AWARD
13	COUNTY OF GREENE	\$225,929	PROFILE AWARD
14	COUNTY OF GREENE	\$231,417	PROFILE AWARD
15	COX LESTER L COLLEGE OF NURSING	\$51,404	PROFILE AWARD


 Page: **1** 2 3 4 5

Funds Awarded vs. Funds Received



Text View of Funds Awarded

Funding Categories



Scroll over categories for more details

Text View of Funding Categories

[Home](#) / [Where is the Money Going?](#) / [By Country/Office](#) / [Country Offices](#) / [Haiti](#)

Haiti

OVERVIEW

PLANNED

OBLIGATED

SPENT



Spent Stage

1 2 3 Spent Stage

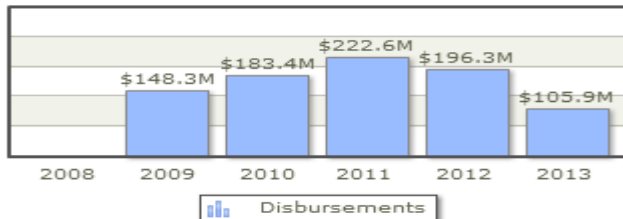
The spent tab depicts government outlay, disbursement, and expenditure data. These are measures of government spending and include the amount of checks issued, cash disbursed, interest accrued, and net of refunds and reimbursements. They are payments to liquidate obligations (other than the repayment of debt).

You Are Viewing:

Foreign Assistance Disbursements by Fiscal Year

Haiti - All Agencies


Click on a graph bar for more information about the disbursements.



Spent data represents current transactions and may result in negative values in the data. For USAID, only the most recent spent data has been reported to the Dashboard, although prior years did include expenditures.

Category Disbursement Details, FY 2013

Haiti - All Agencies

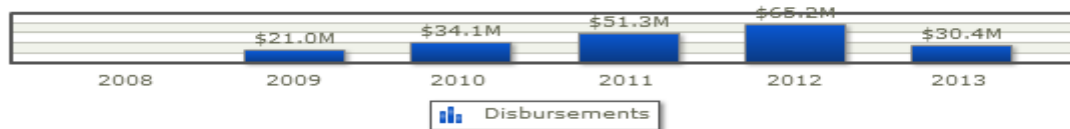


- Peace & Security
- Democracy, Human Rights, & Governance
- Health
- Education & Social Services
- Economic Development**
- Environment
- Humanitarian Assistance
- Program Management
- Multi-Sector

Economic Development: Generate rapid, sustained, and broad-based economic growth.

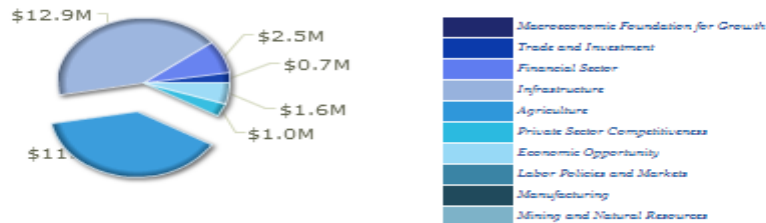
Economic Development Category by Fiscal Year

Haiti - All Agencies



Economic Development Sector Details, FY 2013

Haiti - All Agencies







Mapping for Results - Haiti, Latin America & Caribbean

DOWNLOAD SHARE

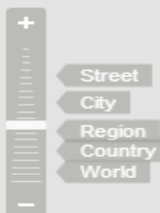
HAITI

27 financed activities working in 320 mapped locations

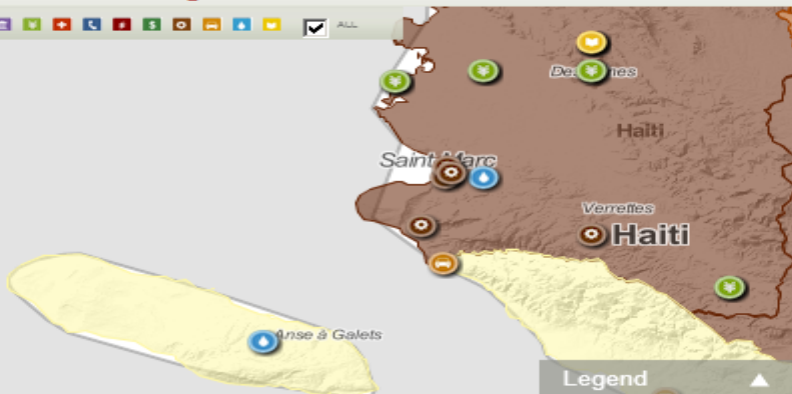
BASE MAP: POVERTY

ACTIVITIES: BY SECTOR

ALL



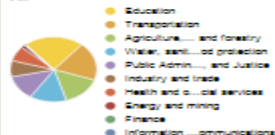
geoIQ
World Bank



FINANCED ACTIVITIES BY SECTOR

\$569.60 million

All



funding for local and national activities

MORE DATA

HAITI LINKS

- Haiti Home
- Haiti Country Brief
- Results Profile
- IDA at Work in Haiti
- Haiti Finances
- Haiti Aid Flows

HAITI

The World Bank is working alongside the people of Haiti to rebuild after the devastating earthquake that killed over 230,000 people and wounded 300,000 on January 12, making it one of the deadliest natural disasters on record. More than 1.5 million people were displaced. With US\$7.9 billion in damages and losses - 120 percent of Haiti's gross domestic product (GDP) and reconstruction needs evaluated at US\$11.3 billion, the Bank has joined forces with other donors and provided over US\$10 million per month to government, communities, and school children since January to support the emergency response and government's medium-term plan to "build back better".

Title	Project ID	Amount	Sector	Approval Date	Product Line
Haiti - Education for All Project - Phase II	P124134	\$70 million	Education	Dec-2011	IBRD/IDA
Port au Prince Neighborhood Housing Reconstruction	P125805	\$65 million	Industry and trade	May-2011	Recipient Executed Activities
Infrastructure & Institutions Emergency Recovery	P120895	\$65 million	Transportation	Mar-2010	IBRD/IDA
Disaster Risk Management and Reconstruction	P126346	\$60 million	Water, sanitation and food protection	Dec-2011	IBRD/IDA
Relaunching Agriculture: Strengthening Agriculture Public Services II Project (GAFSP - ...)	P126744	\$40 million	Agriculture, fishing, and forestry	Dec-2011	IBRD/IDA

Active financed activities as of March 28, 2011



www.oxfamamerica.org/aidworks



OXFAM
America