

2015 EU AID TRANSPARENCY REVIEW

Publish What You Fund is the global campaign for aid transparency. We work to make accessible, comprehensive, timely and comparable information about development flows available. The Road to 2015 campaign is a coalition of civil society organisations from around the world, coordinated by Publish What You Fund. It aims to push donors to deliver on the promise they made in Korea in 2011 to publish comprehensive and timely aid information by the end of 2015, whilst ensuring aid transparency remains an integral component of the post-2015 development landscape. Visit www.roadto2015.org for more information.

Acknowledgements

Publish What You Fund is grateful to the many people involved in producing this report. We are immensely grateful to the following individuals who independently reviewed our initial assessments of the donor organisations covered by this Review.

Amy Dodd, UK Aid Network
Tanja Hafner-Ademi and Biljana Stojanoska, Balkan Civil Society Development Network
Anne-Marie Heemskerk, PARTOS
Susanne Kirk Christensen, Save the Children Denmark
Niina Mäki, KEPA
Fidanka McGrath, CEE Bankwatch Network
Leonardo Pérez-Aranda, Oxfam Intermón
Jana Rosenboom, VENRO – Association of German Development and Humanitarian Aid NGOs
Zuzana Sladkova, CONCORD Europe
Xavier Sol, Counter Balance
Peter Sörbom, CONCORD Sweden
Chloe Stirk, Development Initiatives
Griet Ysewn, 11.11.11

We would also like to thank all the donor organisations that engaged in the Review process by providing feedback on our findings, sharing case studies and their plans for the future.

We receive financial support from:

Christian Aid, Indigo Trust, Joffe Charitable Trust, ONE, Open Society Foundations, Oxfam GB, Save the Children, William & Flora Hewlett Foundation.

Copyright Publish What You Fund 2015. This work is released under a Creative Commons Attribution 3.0 Licence, and can be freely copied, redistributed and reused, with appropriate citation of Publish What You Fund.

WHERE IS THE EU ON THE ROAD TO 2015?

2015 is a critical year for development. The Financing for Development negotiations in July and the UN Summit on the post-2015 Development Agenda in September will see governments around the world agree goals and policies to make development more effective and sustainable, decide how they will be financed and how progress will be measured.

The end of 2015 is also the deadline donors set themselves to fully implement the International Aid Transparency Initiative (IATI) Standard, an open data framework which allows for the publication of timely, comprehensive and comparable information on development finance.¹ Donors agreed this target back in 2011, at the fourth High Level Forum on Aid Effectiveness. With just over six months to go until the deadline, **the 2015 EU Aid Transparency Review shows that despite a critical mass of donors now publishing information to the IATI Standard, the EU as a whole is off track from meeting its aid transparency commitments.**

Of the 16 agencies assessed as part of this Review, just three European Commission (EC) agencies and four member states are placed in the very good and good performance categories (see overleaf) and are on track to meet the December deadline. The UK, Sweden and the EC (DGs NEAR, FPI and DEVCO) continue to demonstrate leadership and are joined by Denmark and the Netherlands, which have increased the range of information they publish since the release of the 2014 Aid Transparency Index.²

The remaining nine agencies included in the 2015 EU Review are placed in the fair to very poor categories and are currently off track from meeting their commitments on transparency. Together, these nine agencies represent over a third of EU development flows. The European Investment Bank (EIB) and France have moved to the fair category by making considerable improvements to their information, joining DG Humanitarian Aid and Civil Protection (ECHO), Finland, Germany and Spain, whose performance has stagnated since 2014.

Belgium and the European Bank for Reconstruction and Development (EBRD) have also taken important steps towards transparency by starting to publish to IATI in 2015, but the information is not comprehensive which means that they remain in the poor category. However their improvements demonstrate that donors can change publication practices and make progress when there is internal political support, backed by sufficient resourcing.

Despite the overall improvements in aid transparency since 2011, **many donors' efforts fall short of being able to meet the December 2015 deadline for full implementation of the IATI Standard.** Italy is the only G7 country included in this Review that is placed in the very poor category and is yet to begin publishing to the Standard.³ It forms part of a grouping of European donors that are lagging behind and have not outlined any plans to publish to IATI. The inaction of EU member states including Austria, Greece, Italy and Luxembourg and some of the EU-13 countries such as Latvia and Poland risks compromising the gains made by other European donors and the progress of the aid transparency agenda as a whole.⁴ **For some of the poorest and most aid dependent countries, more than half of the EU's development flows are not published to the agreed open data standard** (see infographic on pp. 6–7). Data quality and comprehensiveness still remain the biggest impediment to meaningful use.⁵



THE EU IS OFF TRACK FROM MEETING ITS AID TRANSPARENCY COMMITMENTS

1 For more information on IATI, including the Standard and current publishers, visit: www.aidtransparency.net

2 See: <http://ati.publishwhatyoufund.org>

3 The G7 member countries are Canada, France, Germany, Italy, Japan, the UK and the U.S. They agreed to publish to IATI as part of the 2013 Lough Erne Declaration.

4 A list of IATI publishers is available at: <http://iatiregistry.org/publisher>

5 See: <http://www.aidtransparency.net/wp-content/uploads/2014/06/IATI-Partner-Country-Caucus-Summary-FINAL.pdf>

Poor access to reliable aid information is a problem for donors, recipient countries and citizens. The development financing landscape is becoming increasingly complex and it is difficult to compile a complete picture of all the resources going to a particular country, locality or sector and link them with their development impact. As new development goals are agreed, EU donors must remember that finance alone is not enough to achieve a transformative post-2015 Development Agenda, as emphasised by the 2015 European Report on Development.⁶ Policies must have a long-term, transformative impact and transparency, access to information and accountability are central to making that happen. **Donors promised to make aid transparent by the end of 2015. In a year of new development commitments, it is time for the EU to deliver on this promise.**



DONORS PROMISED TO MAKE AID TRANSPARENT BY THE END OF 2015

Table 1: Assessment of major EU donors' progress with meeting the 2015 deadline to implement IATI

ON TRACK		OFF TRACK		
VERY GOOD 80-100%,	GOOD 60-79%,	FAIR 40-59%	POOR 20-39%	VERY POOR 0-19%
UK, DFID Sweden, MFA-Sida	EC, NEAR Netherlands, MFA EC, FPI EC, DEVCO Denmark, MFA	EC, ECHO Germany, BMZ-GIZ Spain, MAEC EIB France, AFD Finland, MFA	Belgium, DGCD EBRD	Italy, MAE

Note 1: On track = in the very good or good performance categories; off track = in the fair, poor or very poor categories.

Note 2: Bold text denotes that donor has improved the quality of its publication substantially since the release of the 2014 Aid Transparency Index.

Donors in the very good performance category are publishing timely and comprehensive information to IATI for the majority of their activities. Those in the good category are publishing this information to IATI for more than half of their activities. Donors in the fair category are publishing basic activity information to IATI, but timeliness and comprehensiveness varies. They are often publishing the information elsewhere in other formats. Donors in the poor category are publishing limited current information either to IATI or elsewhere. Those in the very poor category are publishing minimal information on their activities.⁷

6 See: <http://erd-report.com>

7 To download the full dataset and scores, please visit www.road-to2015.org/eu-review

EU COMMITMENTS ON AID TRANSPARENCY

At the fourth High Level Forum on Aid Effectiveness (HLF-4) in Busan, donors made a clear commitment to increase the transparency of their development cooperation by publishing information on their aid activities to a common, open standard by December 2015.⁸ In November 2011, the EU's Foreign Affairs Council adopted a common position for Busan incorporating an EU Transparency Guarantee, where the EU Institutions and member states agreed to publicly disclose all aid information in a common, standard format so that it can be more easily accessed, shared and published.

A number of EU member states have translated these regional and international commitments into their domestic policy and legislative frameworks, enabling greater accountability. For example, France, Sweden and the UK have adopted open data charters or strategies; France has included aid transparency as part of its 2014 orientation and programming law on development; and the European Commission has included aid transparency as part of the IPA II Regulation, its legal and financial framework for support to enlargement countries.⁹

⁸ See paragraph 23 of the Busan Partnership Agreement: <http://www.oecd.org/development/effectiveness/49650173.pdf>

⁹ See: http://ec.europa.eu/enlargement/instruments/overview/index_en.htm

SCOPE OF THE REVIEW

The 2015 EU Aid Transparency Review uses the methodology of the 2014 Aid Transparency Index to assess how far Europe's major donors have come in meeting the Busan deadline.¹⁰ Collectively the EU Institutions and EU member states provided EUR 65.9bn of development assistance in 2013, over a third of all flows reported to the OECD DAC.¹¹ In recognition of the EU's role as a major player in global development, this Review assesses the transparency of lead agencies of Europe's top 10 donor countries (by volume of aid, listed in table 2) in addition to the EC's four principal external assistance departments (see box 1) and Europe's leading multilateral development banks.



**EU INSTITUTIONS
AND MEMBER STATES
PROVIDED EUR 65.9BN
OF DEVELOPMENT
ASSISTANCE IN 2013**

Box 1: EC departments responsible for external assistance

EuropeAid-Development and Cooperation (DG DEVCO), the EC's main aid agency and responsible for formulating and implementing EU development policy;

DG European Neighbourhood Policy and Enlargement Negotiations (DG NEAR),¹² which is responsible for managing and assisting the process where countries join the EU and for activities in neighbouring countries;

DG Humanitarian Aid and Civil Protection (ECHO), responsible for programming and implementing the EU's humanitarian aid and coordinating disaster response;

The Service for Foreign Policy Instruments (FPI), which is responsible for implementing EU external assistance in relation to common foreign policy, electoral observations and conflict prevention.

Table 2: Volume of aid provided by the 16 EU donors assessed

Donor Name	ODF reported in 2013 (in Eur mn)	Percentage contribution to overall EU ODF
Belgium, DGCD	827	1.3
Denmark, MFA	2,127	3.2
EBRD	3,444	5.2
EU Institutions (EC + EIB)	16,808	25.5
Finland, MFA	694	1.1
France, AFD	4,979	7.6
Germany, BMZ-GIZ	4,874	7.4
Italy, MAE	234	0.4
Netherlands, MFA	3,443	5.2
Spain, MAEC	236	0.4
Sweden, MFA-Sida	3,451	5.2
United Kingdom, DFID	8,181	12.4

¹⁰ For more details on the 2014 Index methodology, see the accompanying Technical Paper: http://www.publishwhatyoufund.org/files/2015/04/Technical-paper-2015-review_FINAL.docx

¹¹ Based on OECD DAC CRS 2013 figures. Amounts have been converted from USD to EUR using an exchange rate of 0.9.

¹² Previously known as DG Enlargement.

RESULTS

The performance of the EU member states and institutions included in the Review demonstrates that **while the gap between EU donors that are currently on and off track is gradually closing, for many donors their efforts fall short of being able to meet the December 2015 deadline to implement the IATI Standard in full.** Of the 16 organisations reviewed, nine out of 10 member states, all EC departments and both multilateral development banks publish some information on their current activities to the IATI Standard and a majority do so on at least a quarterly basis. The average score of the 16 agencies is 56%, a 6 percentage point increase since 2014. This is attributable to an increase in publication of basic information about projects and organisation planning documents.



**THE MAJORITY OF EU
DONORS ASSESSED
ARE IN THE FAIR TO VERY
POOR PERFORMANCE
CATEGORIES**

The seven European donors in the very good and good performance categories publish information on a monthly basis, responding to partner countries' calls for more timely data for planning and management purposes. This group of donors is on track to meet the commitments made in Busan, and many of them are at the forefront of innovations to make information on their development more accessible to a wider audience. This includes improving the traceability of financing flows and incorporating meaningful results alongside financial and descriptive information (see page 9).

The majority of EU donors assessed are in the fair to very poor performance categories and off track from meeting the December 2015 deadline. There is still a long way to go on improving the timeliness and comprehensiveness of their information, particularly on forward flows and results, which are consistently identified by donors and partners countries as being key for improved planning, accountability and effectiveness.

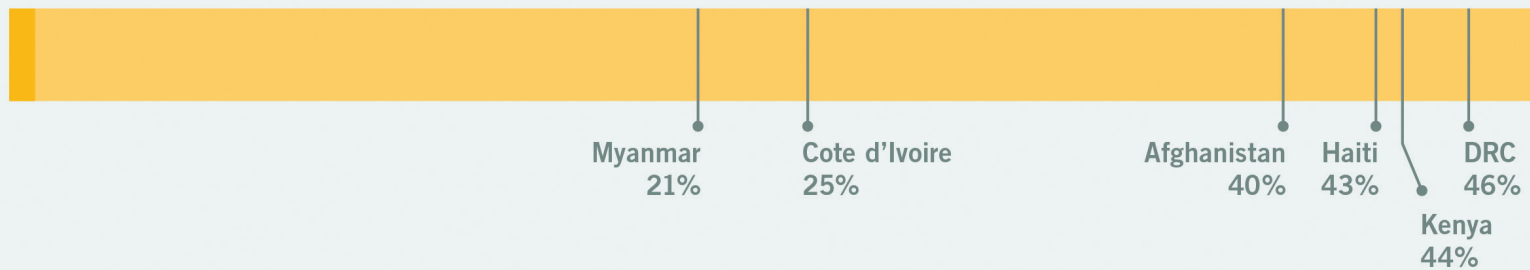
PUBLISH WHAT YOU FUND

If you produce data, publish it.


If you have data, use it.

If you don't have data, demand it.

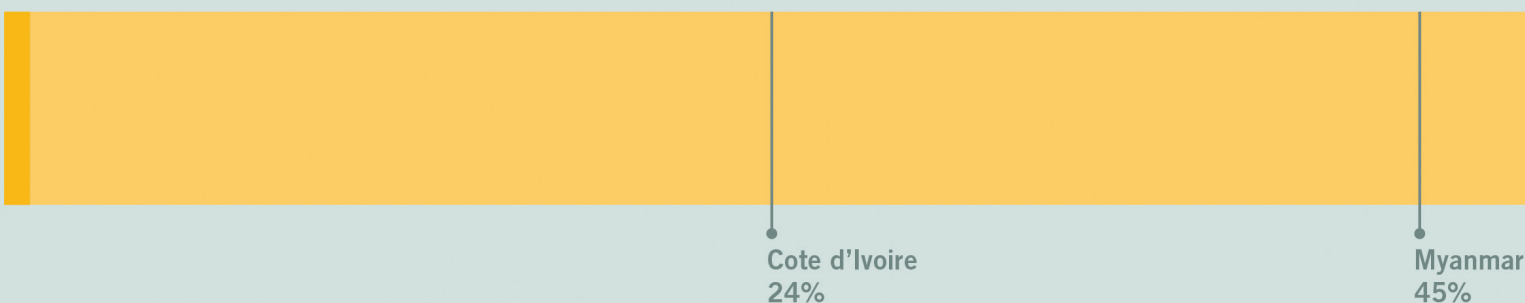
% of EU aid visible on IATI, selected countries



% of U.S. aid visible on IATI, selected countries



% of total aid visible on IATI, selected countries



All figures are for 2013

1. Data sources: OECD DAC's Creditor Reporting System and D-portal. Full data available at: www.roadto2015.org/reportdata

2. All data is for the year 2013 and is based on ODF reported vs. Spend published/not published to IATI.

This includes information on donors that report to the OECD DAC's Creditor Reporting System only.

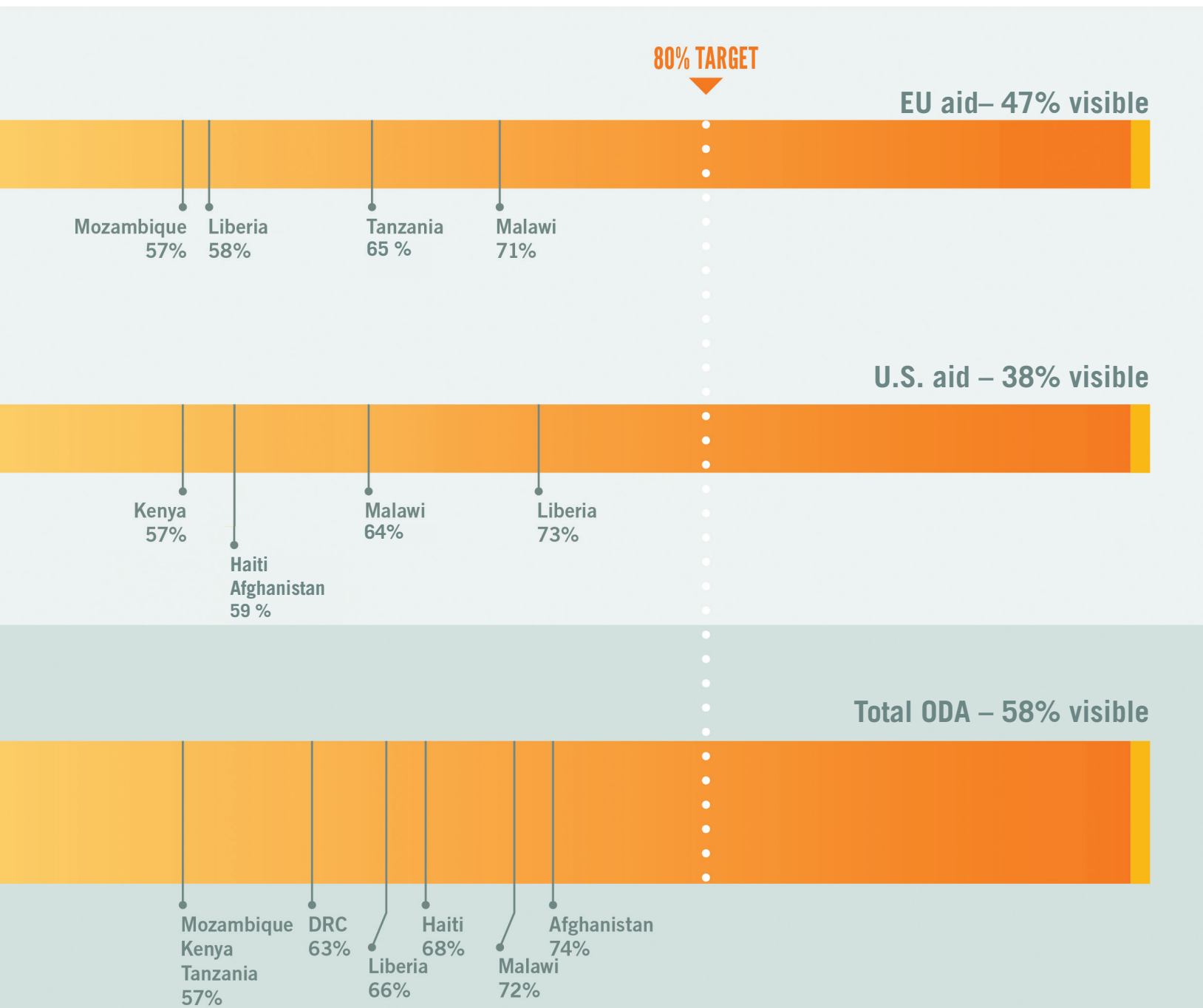
In 2013, for 10 of the most aid dependent countries

\$4.8bn of EU aid was not visible

There may be aid money coming in, but if that money is not published in one place, on time and in full, then it is hard for governments to plan, donors to coordinate and civil society to hold them accountable. **We believe over 80% of aid needs to be visible for it to be useful.**

\$2.8bn of U.S. aid was not visible

\$13.4bn of official donor aid was not visible



HIGHLIGHTS

The quantity of information available on EU development activities has increased but data quality and comprehensiveness urgently need to be improved.

While the majority of European donors have moved towards publishing their information to IATI, the comprehensiveness and the range of information remain limited. Comprehensive is defined as information being provided consistently for all activities, range means that all information items are being published, for example results information or forward flows. The Netherlands, Sweden and UK are leading the way on providing comprehensive activity-level information, scoring more than 60% for these items. Most donors perform relatively well on publishing commitments and basic project information and there has also been an increase in the number of donors publishing the sub-national location of their activities. The IATI Standard also allows for the publication of information that go beyond those available through traditional statistical reports. These include forward flows for individual activities and data on results. While the progress of most European donors remains slow with publishing these information items, a number are demonstrating best practice in these areas, as outlined in table 3.



**A 2013 SURVEY
FOUND 91% OF THOSE
MANAGING AID FLOWS
FIND FORWARD-LOOKING
BUDGETS CRITICAL
FOR PLANNING**

Forward flows: A 2013 survey of the user needs of Aid Information Management Systems (AIMS) in recipient countries found that 91% of those managing aid flows found the provision of at least one year forward-looking budgets to be critical for planning purposes.¹³ At both the 2008 and 2011 High Level Forums on Aid Effectiveness, donors committed to providing regular, timely, rolling three to five year indicative forward expenditure and/or implementation plans. Despite this, the findings of this Review show that this information remains patchy.

On average, donors score only 49% on this indicator, meaning that the information is either not available consistently for all recipient countries or does not cover the next three years ahead. Only Denmark, Germany and DG NEAR score the maximum points for this indicator. France and Italy do not consistently publish any forward budgets on how funding will be allocated to recipient countries. The Netherlands leads best practice on the provision of forward-looking activity budgets, publishing this information for 100% of its current projects, while the UK does so for over half and also provides quarterly breakdowns. Others that publish this information include Belgium, Denmark, DG DEVCO, DG NEAR, FPI, Spain and Sweden, although the coverage of activities remains low. ECHO, Finland, France, Germany and Italy do not publish any forward-looking project budgets consistently.

Results: Results information is vital to enable the impact of development activities to be measured, outcomes to be evaluated, and for facilitating accountability between different stakeholders. In spite of donor efforts in recent years to adopt institutional results frameworks, the 2015 EU Aid Transparency Review data shows that there has been minimal progress in the consistent publication of results. Only Denmark, the Netherlands, Sweden and the UK score on the results indicator, however each donor has adopted a different publication approach. The Netherlands and UK provide results information in documents linked to specific activities within their IATI files, while Sweden provides free-text descriptions and Denmark publishes information on the indicators used for measuring results, along with targets and actual outcomes (where available). None of the other donors publish this information consistently or the information is aggregated at the programme or country level, meaning that expected or actual outcomes for individual projects cannot be found.

¹³ See: <http://www.aidtransparency.net/wp-content/uploads/2013/01/Paper-4a-Country-Survey-of-AIMS.pdf>

Table 3: Top performers on added-value information

Forward-Looking Activity Budgets	Results	Sub-National Location	Project Documents
UK	UK	EC DEVCO	UK
Netherlands	Sweden	France, EC FPI	Sweden
EC FPI	Netherlands	EC NEAR	Netherlands



10 OUT OF 16 ORGANISATIONS UPDATE THEIR INFORMATION AT LEAST QUARTERLY

While a majority of donors follow best practice on publishing frequent and timely information, some major providers still lag behind.

Frequency refers to how often any part of an organisation's data is substantively updated. As presented in table 4, a total of 10 out of the 16 organisations update their information on at least a quarterly basis. Belgium, the EBRD, Finland, France and Germany are currently publishing their information on a less than quarterly basis.¹⁴ A similar trend is observed on timeliness. Timeliness refers to how current the data is at the point that it is published. Of the 16 donors assessed, 11 follow best practice, with just one month of time lag in their information. Finland, France, Germany and Spain are lagging behind in this area. Collectively these donors account for over EUR 10bn in annual development flows.¹⁵ The lack of timely information on their activities has a significant adverse impact on the ability of their major recipients to track and evaluate development projects effectively.

Table 4: Top performers on frequency and timeliness¹⁶

Frequency		Timeliness	
At least monthly	Denmark, EC DEVCO, EIB, FPI, NEAR, Netherlands, Spain, Sweden, UK	Within one month	Belgium, Denmark, EC DEVCO, ECHO, EBRD, EIB, FPI, NEAR, Netherlands, Sweden, UK
Quarterly	ECHO	Within one to six months	Germany, Finland, Spain
Less than Quarterly	Belgium, Germany, Finland, France* and EBRD*	More than six months	France

Note: Asterisk denotes that the donor began publishing to IATI during the data collection period, which ran from 1 April–15 May 2015. Italy is not listed as it is yet to start publishing to IATI.

¹⁴ Italy is not listed as it is yet to start publishing to IATI.

¹⁵ Based on OECD DAC CRS 2013 data available at: <https://stats.oecd.org/Index.aspx?DataSetCode=CRS1>

¹⁶ Based on publishing statistics available on the IATI Dashboard at the end of data collection. See: <http://dashboard.iatistandard.org/>

WHY THIS MATTERS

Poor access to reliable information on development finance is a problem for donors, recipient countries and citizens.

“As a country if you do not have control over resources or don’t know what resources you are getting, it’s harder to plan for them and be held to account for them.”

HE Ernest Rwamucyo, Rwandan High Commissioner to India (2012)

The lack of timely, comprehensive and good quality open data remains the biggest barrier to data use. Several partner countries are developing automatic data exchange pilots between their AIMS and the IATI Registry,¹⁷ which can help reduce transaction costs for both donors and recipient governments. This includes Bangladesh and Myanmar (see box 2), which have both developed open source, IATI-compatible systems for managing their aid information. These systems can be linked to the government’s budget and financial management systems at minimal cost.



THE LACK OF TIMELY, COMPREHENSIVE AND GOOD QUALITY OPEN DATA REMAINS THE BIGGEST BARRIER TO DATA USE

Box 2 – Mohinga: Myanmar’s open source AIMS

Since the launch of Myanmar’s AIMS – named Mohinga – 1,300 projects have been tracked, a significant increase from the number of projects that the government was previously able to monitor.¹⁸ The EU has been supporting this work and in February 2015 it went live. The first import of IATI data from the UK’s Department for International Development was successfully completed that same month, with 100% of the data imported. As a result, DFID offices in Yangon did not need to manually enter the data for 226 activities and 935 financial transactions.

DRC and Rwanda have also conducted similar pilots and faced comparable challenges including difficulty in recording multi-donor trust funds and projects accurately to avoid double counting, incomplete data and inconsistencies between information held at donors’ headquarters and their country offices.

Civil society organisations (CSOs) are also asking whose money is being spent where – and on what. RealidadAyuda.org is an open-source platform developed by Oxfam Intermón to monitor the Spanish government’s development policy.

“Our analysis of the use of the platform shows that Spanish citizens are engaging on this issue and want to know how Spanish ODA is being spent. We certainly see the value in more detailed and timely data on Spanish development cooperation, showing individual projects and conditions, results and impacts, for more effective monitoring.”

Saya Sauliere and Leonardo Pérez, Oxfam Intermón (2015)¹⁹

However, these initiatives are just the start of a process of using and improving the data. At the IATI Partner Country meeting in March 2014, partner country representatives reiterated that getting comprehensive and good quality aid information from all development partners in their AIMS continues to be a challenge.²⁰ Similarly Oxfam Intermón has found that while the Spanish government does publish aid information to IATI, the quality is not yet good enough for this to be useful in holding them to account.

17 The IATI Registry provides a single point of access for data published to the IATI Standard. See: <http://iatiregistry.org/>

18 See: <http://mohinga.info/en/>

19 See: <http://www.publishwhatyoufund.org/updates/by-topic/reality-aid-spain-using-data-greater-aid-transparency-and-accountability/>

20 See: <http://www.aidtransparency.net/wp-content/uploads/2014/06/IATI-Partner-Country-Caucus-Summary-FINAL.pdf>

LOOKING AHEAD

European donors should share their experience of publishing to IATI and emerging best practice on data publication and use.

There is now a body of good publication practice and data use emerging within the EU. European agencies should share their experience more systematically, both at European level and as part of the wider IATI community.

The EC and Sweden have established processes for bringing together staff across departments. By creating a team that includes involvement from communication officers, statisticians, IT staff, archivists and programme managers with regular coordination meetings, Sida has established a solid process that moves them forward. Over the next six months Sweden will work both on data quantity and quality to better fulfil its Busan commitments. The focus will be on traceability by increasing data from Swedish CSOs and its missions abroad. Sweden will also work to improve procedures and awareness of data quality among staff involved in the project management process.

The EC has established an inter-service working group, comprising different departments or Directorates-General (DGs) publishing to IATI to facilitate peer-to-peer learning, build capacity and raise awareness on transparency internally. It has successfully enabled a harmonised approach to publication across the DGs, while encouraging improvements based on each other's publication strengths – see box 3 for more information.



EUROPEAN AGENCIES
SHOULD SHARE THEIR
EXPERIENCE MORE
SYSTEMATICALLY

Box 3: The EC's Inter-service Working Group

An EC Inter-service Working Group was established in 2013, with each department developing an Implementation Schedule tailored to its own specificities. 2013 was an instrumental year that saw all four departments making improvements in both the breadth of data published and the degree of automation of their publications. It also marked the move to monthly publishing. The group engages at both the technical and policy levels and covers issues such as:

- Publishing outstanding information items
- Improving the format of data publication towards the 'gold standard' of IATI XML
- Ensuring improved and timely publication of IATI data with the design and build of proposed new internal IT platforms
- Enhancing internal use of the data published.

At the policy-level, the group is developing an internal awareness-raising strategy on transparency, organising training sessions, carrying out internal consultations to ensure a coherent approach in engaging with the IATI community and exploring the implications of opening up new data fields for publication. The group also assisted the EIB in publishing to the IATI Standard for the first time in 2014.

The Dutch Ministry of Foreign Affairs (MinBuza) has been leading the ‘publish once, use often’ approach which provides a useful model for donors to streamline information made available on multiple platforms and to reduce duplication in information collection and reporting.²¹ MinBuza is also in the process of setting up an open data pilot with Rwanda to explore how to meet their information needs for planning purposes, and is also working closely with national CSOs to improve traceability and stimulate exchange and learning.

The Open Government Partnership (OGP) provides a platform for countries to make their governments more open, accountable and responsive to citizens (see box 4). The French Development Agency (AFD) is engaging with France’s OGP National Action Plan. While its current IATI publication includes just over 20% of its ODA, it plans to expand coverage progressively to include more Mediterranean and sub-Saharan countries, followed by all African recipient countries by December 2015 and Asia and Latin America by 2016. By 2017, AFD is also planning to extend coverage to include all small projects (grants and loans under EUR 100,000).

Box 4 – Europe and the Open Government Partnership

A total of 20 European member states are currently members of OGP and a number of governments such as Denmark, Spain, Sweden and the UK have included aid transparency commitments in their National Action Plans (NAPs) as part of their commitment. France will take over as co-chair of OGP in October 2016 and plans to take forward its IATI publication as part of its first NAP. The EU is not engaging with OGP and does not currently have observer status.



**TO TURN DATA INTO
USEFUL INFORMATION,
DIFFERENT STANDARDS
NEED TO BE COMPATIBLE
AND COMPARABLE**

In addition to open data on development finance, there are transparency initiatives in sectors such as extractives, procurement, construction, as well as government budgets. As a result, there is a steady increase in the amount of data being published on different resource flows and how they are being spent. However, releasing more data alone will not be enough. In order to turn the data into useful information, different standards need to be compatible and comparable. This in turn will allow key data sets on development resources and outcomes to be joined up.

To make the post-2015 Agenda successful, good quality data needs to be available on all development activities. Donors should base their publication on existing open data standards such as IATI, join up different data sets and promote the use of data to improve decision-making and accountability. As a respected and influential player in global development, the EU should be leading by example.

“Greater transparency on aid flows is absolutely critical to enabling parliamentarians and civil society organisations to hold policymakers to account. We need to ensure we are able to provide European taxpayers with assurances that their money is being spent in the most effective way possible.”

Linda McAvan, MEP and Chair of the European Parliament’s Development Committee (2014)

²¹ Read more here: <http://ati.publishwhatyoufund.org/finding/the-publish-once-use-often-approach-of-the-netherlands/>

CALL TO ACTION

We call on EU donors to meet their aid transparency commitments. You must:

Publish your data

- Join IATI and take urgent action to begin publishing to the Standard before the end of 2015 if you have not already done so.
- Map existing information against the Standard and identify whether new systems or processes are required in order to publish.
- Start publishing information already collected and improve over time, making targets and timeframes for full implementation of the Standard publicly available.

Make the data useful

- Improve the quality of the information published, making sure it is timely, comprehensive, comparable and forward-looking.
- Improve data collection processes, integrate financial and project management systems across headquarters and country offices and automate publication to IATI directly from these systems where possible.
- Publish results alongside financial and descriptive information.

Make the data accessible and promote its use

- Make information on development activities accessible to everyone.
- Raise awareness both at headquarter level and in country offices on how to access, publish, improve and use IATI data.
- Use your data for internal management, external reporting and joint programming activities.
- Promote use of your data by other stakeholders and gather regular feedback on how to best meet their information needs.

Donors promised to make aid transparent by the end of 2015. In a year of new development commitments, it is time for the EU to deliver on this promise.

“We ask donors to improve their transparency also by publishing what they fund...This will make us more effective and allow donors and our citizens to hold us to account.”

Dr Ernest Bai Koroma, President of the Republic of Sierra Leone,
at the EU Ebola Recovery Conference, Brussels (March 2015)