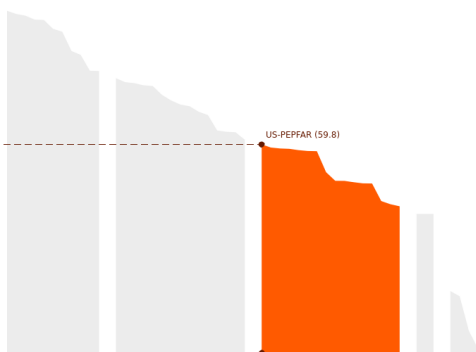


United States, President’s Emergency Plan for AIDS Relief (PEPFAR)



SCORE: 59.8	POSITION: 27/47	2020 FAIR
-----------------------	---------------------------	----------------------------

OVERVIEW

The President’s Emergency Plan for AIDS Relief (PEPFAR) is the US government’s global initiative to combat HIV/AIDS and constitutes the largest commitment by any country to address a single disease. It is formally part of the Department of State and approves all activities relating to combating HIV/AIDS in its priority countries. PEPFAR ensures policy coordination amongst implementing agencies and departments. The US became an IATI member in 2011 and PEPFAR first published to the IATI Registry in 2014.

2018 GOOD	2016 FAIR	2015 FAIR	2014 FAIR	2013 VERY POOR
----------------------------	----------------------------	----------------------------	----------------------------	---------------------------------

Organisational planning and commitments
13.7 / 15

Finance and budgets
12.8 / 25

Project attributes
14 / 20

Joining-up development data
12.9 / 20

Performance
6.4 / 20

ANALYSIS

PEPFAR dropped down just over three points from the 2018 Index, sliding into the ‘fair’ category in the 2020 Index. This is primarily due to a publication rate of less than quarterly to the IATI Registry. It now ranks fourth of the five US agencies in the 2020 Index. Despite its low publication frequency, PEPFAR did comparatively well in the Index; it scored higher than other ‘less than quarterly’ publishers.

PEPFAR scored best for information on the **project attribute** indicators such as activity dates, sector information, and descriptions that it made available on the IATI Registry. However, PEPFAR can improve the quality of its titles, as it used many acronyms and consequently failed the quality checks. Sub-national locations were one of the lowest scoring indicators in this component with very little location data made available across its activities.

PEPFAR performed well on **organisational planning** indicators. For all six indicators, such as the annual report and country strategies, PEPFAR published in the comparable IATI format, which made this the organisation’s second-best component. The PEPFAR data portal did not have disaggregated financial data on project budgets available, but PEPFAR made all its country strategies available on the IATI Registry.

PEPFAR did less well on all **joining-up development data** indicators. It did not make two procurement indicators, contracts and tenders, available on the IATI Registry. We found PEPFAR tenders in the manual checks but could not find contracts.

The **finance and budgets** component was mixed. PEPFAR did relatively well on commitments and total organisational budget data—with two-year forward-looking budgets—but lacked disaggregation across the organisational budgets and the project budgets.

On the **performance** component, PEPFAR improved its project objectives data. Other scores on results and evaluations were below average. While PEPFAR published reviews and evaluations to the IATI Registry, it failed quality checks because they were too generic. PEPFAR did not publish any quantitative results or pre-project impact appraisals to the IATI Registry, nor could we find them published in other formats.

RECOMMENDATIONS

- PEPFAR should publish to the IATI Registry on at least a quarterly basis.
- It should ensure it gets the basics right, such as providing complete titles and sub-national locations.
- It should work towards including the publication of key documents, such as contracts, in a searchable format. It should start publishing more detailed reviews and evaluations, results data, and pre-project impact appraisals.
- PEPFAR should also work towards improving the disaggregated financial data available on IATI and also on its own data portal.

DEEP DIVE

Organisational planning and commitments

Score: 13.7 / 15

ABOUT COMPONENT

This component looks at the overall aims and strategy of an organisation. We check for any public commitments to aid transparency. We also make sure audits are in place and if planning documents have been published, including by parent organisations (including national governments) where applicable. We make note of any Freedom of Information laws and critically, we make sure that organisations have tried to make their information easy to access and understand. You should not have to be an expert in open data to be able to find and use this information.

Quality of FOI legislation

Score: 1.25



Accessibility

Score: 1.25



Organisation strategy

Score: 1.88



Annual report

Score: 1.88



Allocation policy

Score: 1.88



Procurement policy

Score: 1.88



Strategy (country/sector) or Memorandum of Understanding

Score: 1.84



Audit

Score: 1.88



Finance and budgets

Score: 12.8 / 25

ABOUT COMPONENT

This component is critical to allow you and anyone else to follow the money. We expect to find the total budget of the organisation being assessed, right down to individual transactions for each development activity. In particular, forward-looking budgets from donors are important for partner country governments to be able to plan their own future

Disaggregated budget

Score: 0.69




Project budget

Score: 2.02



Project budget document

Score: 0



country governments to be able to plan their own future finances.

Commitments Score: 2.26



Disbursements and expenditures Score: 2.22



Budget Alignment Score: 2.08



Total organisation budget Score: 3.47



Project attributes

Score: 14 / 20

ABOUT COMPONENT

This component refers to descriptive, non-financial data, including basics like the title and description of a project. Information like this is important as it is often the entry point for data users to quickly understand what a project is about. We also look for other information that helps to put a project in context, such as its sub-national location (rather than simply being pin pointed to a capital city or the centre of a country) or the sector that the project deals with, for example, education or agriculture.

Title Score: 0.5



Description Score: 0.75



Planned dates Score: 0.67



Actual dates Score: 0.75



Current status Score: 0.75



Contact details Score: 0.75



Sectors Score: 2.63



Sub-national location Score: 1.93



Implementer Score: 2.63



Unique ID Score: 2.63



Joining-up development data

Score: 12.9 / 20

ABOUT COMPONENT

This component looks at how well a donor's data is able to be linked and connected with other bits of information. There is a diverse nature of flows, activities and actors within the development sector. Aid and development finance data needs to be effectively linked and connected with the rest to provide a full picture for the user. This can be particularly important for partner country governments, who need to integrate information on aid with their own budgets and systems.

Flow type Score: 2.5



Aid type Score: 2.5



Finance type Score: 2.5




Tied aid status Score: 2.5



Conditions Score: 2.5



Project procurement Score: 0.42



Performance

Score: 6.4 / 20


ABOUT COMPONENT

This component refers to the essential data and documents that assess whether a project is on track or has been achieved. This includes things like baseline surveys, progress against targets, mid-term reviews and end of project evaluations. This information is important to hold donors to account and also to share knowledge with others on what worked and what did not during a project.


Objectives Score: 3.75



Pre-project impact appraisals Score: 0



Reviews and evaluations Score: 0



Results Score: 2.67

